



BALTIMORE RAVENS GAME RELEASE

UNDER ARMOUR PERFORMANCE CENTER | 1 WINNING DRIVE | OWINGS MILLS, MD

PH: 410-701-4000 | BALTIMORERAVENS.COM | TWITTER: @RAVENS

WORLD CHAMPIONS: SUPER BOWL XXXV (2000) & SUPER BOWL XLVII (2012)



KANSAS CITY CHIEFS VS. BALTIMORE RAVENS



[1-0]

NFL WEEK 2 — SEPT. 19, 2021

[0-1]

8:20 P.M. ET — M&T BANK STADIUM (70,745)

QUICK HITS

- ✗ It's a Sunday Night Football primetime showdown when the Baltimore Ravens (0-1) host the Kansas City Chiefs (1-0) at M&T Bank Stadium. This marks the Ravens' first home game of the 2021 campaign and the fourth-consecutive year in which these teams have battled each other in regular season play.
- ✗ Under head coach **John Harbaugh**, the Ravens are 11-2 in home openers, winning five-straight such games. In overall Ravens history, Baltimore is 18-7 in home openers.
- ✗ The Chiefs own a 7-3 regular season series lead vs. Baltimore, last winning 34-20 at M&T Bank Stadium in 2020. Dating back to 2015, the Chiefs have won four-straight games against the Ravens. Including playoffs, Coach Harbaugh is 3-4 vs. Kansas City.
- ✗ On Monday (Sept. 13), the Ravens dropped a wild, back-and-forth contest at Las Vegas, falling 33-27 in overtime when QB Derek Carr hit WR Zay Jones for a 31-yard TD with 3:38 remaining. Initially, Baltimore jumped out to an early 14-0 lead and surrendered just 10 points through the opening three quarters. However, Las Vegas stormed back by scoring 17 points in the fourth quarter, including a game-tying field goal in the final 37 seconds of regulation. **QB Lamar Jackson** finished 19-of-30 passing for 235 yards and 1 TD (10 yards to **WR Marquise Brown**), adding 86 rushing yards on 12 attempts. Jackson also lost a pair of fumbles, including one in OT that set up the Raiders' game-winning TD.
- ✗ Under Coach Harbaugh, Baltimore is one of four teams (NE, GB & Sea.) to earn a playoff berth in nine of the past 13 seasons. The Ravens are also one of four teams (KC, Sea. & NO) to make the playoffs in each of the past three seasons (2018-20).

UPCOMING SCHEDULE

- Wed. Sept. 15: 3 p.m. Practice / Media Viewing
5 p.m. Coach Harbaugh & Player Podium Interviews
- Thurs. Sept. 16: 11:15 a.m. Three Coordinators Podium Interviews
1:15 p.m. Practice / Media Viewing
- Fri. Sept. 17: 11:10 a.m. Practice / Media Viewing
12:50 p.m. Coach Harbaugh & Player Podium Interviews

CALLING THE ACTION

- Television:** NBC Sunday Night Football / WBAL Ch. 11 (Baltimore)
- Al Michaels (play-by-play) - Cris Collinsworth (analyst)
- Michele Tafoya (sideline) - Fred Gaudelli (prod.) - Drew Esocoff (dir.)
- National Radio:** Westwood One Sports
- Ryan Radtke (play-by-play) - Ross Tucker (analyst)
- Local Radio:** WBAL (1090 AM) & 98Rock (97.9 FM)
- Gerry Sandusky (play-by-play) - Femi Ayanbadejo (analyst)

COACH HARBS SAYS

COACH HARBAUGH ON LEADERSHIP WITH THE RAVENS:

"I tell our guys, 'Everybody is a leader.' We have leaders everywhere in the locker room. We have leaders in position rooms. We have leaders in relationships. We have leaders with their families. We have a bunch of men and women in the organization who lead every single day in their way. We lead one another in our relationships. So, it's us. It's us together. We've got us; I like us. I like everything about us, and I'm excited about us going forward this season."

INJURY UPDATE

Three starters recently sustained season-ending knee injuries: **RB J.K. Dobbins** (Aug. 28), **RB Gus Edwards** (Sept. 9) and All-Pro **CB Marcus Peters** (Sept. 9). Key players currently on Injured Reserve, but who are expected to return this season, include: rookie first-rounder **WR Rashod Bateman** (groin, Aug. 10) and **TE Nick Boyle** (knee, Week 10 of 2020). Starting **LG Tyre Phillips** (knee) left Monday's game at Las Vegas and was placed on IR Tuesday (9/14).

NOTE THE QUOTE

WR MARQUISE BROWN ON FANS RETURNING TO M&T BANK STADIUM:

"We've been waiting to play in front of our fans at home for a long time. There's nothing better than when 'The Flock' packs 'The Bank,' and we know it will be rocking this year. We have the best fans in the NFL, so the crowd noise and energy will definitely bring a big boost."

- ✗ Under John Harbaugh (since 2008), Baltimore owns a 15-2 record in home primetime games, ranking as the NFL's best such winning percentage (.882).
- ✗ The Ravens have won 13 of their last 14 home primetime games, including three straight on Sunday Night Football.
- ✗ The Ravens have outscored opponents 474-263 (+211 diff.) in their home primetime games during the Harbaugh Era.
- ✗ The Ravens own a +15 turnover differential in home primetime games under Coach Harbaugh.



BEST HOME RECORDS IN PRIMETIME GAMES

- SINCE 2008 / JOHN HARBAUGH ERA -

Rk.	Team	Record	Pct.
1.	Baltimore Ravens	15-2	.882
2.	Seattle Seahawks	22-3	.880
3.	New England Patriots	22-5	.815

JOHN HARBAUGH
5-1 AT HOME
ON SUNDAY NIGHT
FOOTBALL



Chad Steele - SVP of Communications ■ Patrick Gleason - VP of Public Relations ■ Marisol Renner - Director of Publications ■ Tom Valente - Director of Public Relations
Vernon Dennis - Public Relations Coordinator ■ Brooke Balzano - Public Relations Intern ■ Dan Horowitz - Public Relations Intern

RAVENS INFORMATION

2021 SCHEDULE

Date	Opponent	Time/Result
Mon. Sept. 13	at Las Vegas Raiders	L, 27-33 (OT)
Sun. Sept. 19	Kansas City Chiefs	8:20 p.m. (NBC)
Sun. Sept. 26	at Detroit Lions	1 p.m.
Sun. Oct. 3	at Denver Broncos	4:25 p.m.
Mon. Oct. 11	Indianapolis Colts	8:15 p.m. (ESPN)
Sun. Oct. 17*	Los Angeles Chargers	1 p.m.
Sun. Oct. 24*	Cincinnati Bengals	1 p.m.
Sun. Oct. 31	Bye Week	
Sun. Nov. 7*	Minnesota Vikings	1 p.m.
Thurs. Nov. 11	at Miami Dolphins	8:20 p.m. (FOX/NFLN)
Sun. Nov. 21*	at Chicago Bears	1 p.m.
Sun. Nov. 28*	Cleveland Browns	8:20 p.m. (NBC)
Sun. Dec. 5*	at Pittsburgh Steelers	4:25 p.m.
Sun. Dec. 12*	at Cleveland Browns	1 p.m.
Sun. Dec. 19*	Green Bay Packers	1 p.m.
Sun. Dec. 26*	at Cincinnati Bengals	1 p.m.
Sun. Jan. 2*	Los Angeles Rams	4:25 p.m.
Sun. Jan. 9*	Pittsburgh Steelers	1 p.m.

* Flexible Scheduling Games All Times Eastern

NUMBERS TO RAVE ABOUT

1 – Rushing TD scored by **RB Ty'Son Williams** in his NFL debut last Monday at Las Vegas. Williams finished with 9 carries for 65 yards, becoming just the 14th undrafted player since the 1970 NFL merger (and first since RB Jalen Richard in 2016) to record at least 65 rushing yards and 1 rushing TD in an NFL debut.

7 – Receiving TDs by **WR Marquise Brown** in his last seven regular season games, marking the NFL's second most (Davante Adams, 8) since Week 12 of the 2020 season.

17 – Receiving TDs by **TE Mark Andrews** since 2019, ranking as the NFL's second most among all TEs, only behind the Chiefs' Travis Kelce (18).

40 – Consecutive games the Ravens have rushed for 100+ yards, ranking as the second-best streak in league history (Pittsburgh, 43 games, from 1974-77).

44 – Consecutive games Baltimore has scored at least 14 points (including all 33 games with **Greg Roman** as the play-caller), marking the second-longest streak in NFL history (New England, 63 games, from 2009-13).

96 – Receiving yards on 4 catches, including a 49-yarder, by **WR Sammy Watkins** in his Ravens debut at Las Vegas. The 96 yards marked the most in a regular season game by Watkins since he posted 198 with the Chiefs at Jacksonville in Week 1 of 2019.

.740 – Winning percentage at home by the Ravens during the **John Harbaugh** Era (since 2008), ranking as the NFL's third-best such mark (.77-27). Only New England (.829) and Green Bay (.760) have produced better home marks during this span.

NOTE OF THE WEEK

X QB Lamar Jackson has recorded either a rushing or passing TD in 37 consecutive games, marking the longest-active streak by an NFL QB. (Next best is Patrick Mahomes – 26.)

X Jackson's streak also stands as the sixth longest in NFL history. With another passing or rushing TD on Sunday vs. KC, he'll tie Tony Romo (38) for the fifth-best such streak ever.

MOST CONSECUTIVE GAMES WITH EITHER A RUSHING OR PASSING TOUCHDOWN [SINCE 1970 MERGER]

Rk.	Player	Games	Start-End Date
1.	Drew Brees (NO)	54	W6 2009-W12 2012
2.	Tom Brady (NE)	52	W1 2010-W4 2013
3.	Peyton Manning (Ind./Den.)	51	W11 2010-W13 2014
4.	Drew Brees (NO)	45	W14 2012-W10 2015
5.	Tony Romo (Dal.)	38	W4 2012-W12 2014
6.	Lamar Jackson (Bal.)	37	W12 2018-present

MOST CONSECUTIVE GAMES WITH EITHER A RUSHING OR PASSING TOUCHDOWN [ACTIVE NFL STREAKS]

Rk.	Player	Games	Start-End Date
1.	Lamar Jackson (Bal.)	37	W12 2018-present
2.	Patrick Mahomes (KC)	26	W5 2019-present
3.	Deshaun Watson (Hou.)	16	W1 2020-present

NOTE OF THE WEEK II

Over the past two-plus seasons (since 2019), Baltimore and Kansas City have been two of the NFL's best teams in several key statistical categories. Here's how the clubs stack up:

REG. SEASON WINS

Rk.	Team	Wins
1.	Kansas City	27
2.	Green Bay	26
	New Orleans	26
4.	Baltimore	25

3RD DOWN OFF. PCT

Rk.	Team	Pct.
1.	Kansas City	49.0
2.	Baltimore	47.3
3.	LA Chargers	45.5
4.	Las Vegas	44.9

NET YARDS / GAME

Rk.	Team	YPG
1.	Dallas	403.2
2.	Kansas City	397.5
3.	Tampa Bay	392.2
4.	Baltimore	386.0

POINTS / GAME

Rk.	Team	PPG
1.	Baltimore	31.1
2.	Tampa Bay	29.7
3.	New Orleans	29.6
4.	Kansas City	29.0

2021 AFC NORTH STANDINGS

Team	W	L	T	Home	Road	Div.	Con.	PF	PA	Strk
Cincinnati	1	0	0	1-0	0-0	0-0	0-0	27	24	W1
Pittsburgh	1	0	0	0-0	1-0	0-0	1-0	23	16	W1
Baltimore	0	1	0	0-0	0-1	0-0	0-1	27	33	L1
Cleveland	0	1	0	0-0	0-1	0-0	0-1	29	33	L1

RAVENS / CHIEFS INFORMATION

2021 NFL RANKINGS

OFFENSE

Category	--Ravens--		--Chiefs--	
	Stats	Rank	Stats	Rank
Total Offense	406.0	12	397.0	14
Rush Offense	189.0	1	73.0	26
Pass Offense	217.0	22t	324.0	6
Points Per Game	27.0	14t	33.0	6t
3rd-Down Off. %	25.0	29	69.2	2
4th-Down Off. %	50.0	10t	-----	-----
Red Zone Off. (TD%)	100.0	1t	60.0	17t

DEFENSE

Category	--Ravens--		--Chiefs--	
	Stats	Rank	Stats	Rank
Total Defense	491.0	32	457.0	31
Rush Defense	82.0	12	153.0	27
Pass Defense	409.0	32	304.0	22
Points Per Game	33.0	25t	29.0	21t
3rd-Down Def. %	46.7	22t	28.6	7t
4th-Down Def. %	0.0	1t	75.0	26
Red Zone Def. (TD%)	50.0	10t	100.0	21t

TEAM

Category	--Ravens--		--Chiefs--	
	Stats	Rank	Stats	Rank
Turnover Ratio	-1	21t	+2	4t
Penalties	5	6t	5	6t
Penalty Yards	71	23	36	9t

RAVENS-CHIEFS SERIES HISTORY

- ✗ Regular Season Series: Chiefs lead, 7-3.
- ✗ In Baltimore: Chiefs lead, 5-1.
- ✗ Postseason: Ravens lead, 1-0.

RAVENS-CHIEFS SERIES HISTORY

Regular Season			
Date	Winner	Score/Site	Attend.
10/21/99	Chiefs	35-8 Bal.	68,771
09/28/03	Chiefs	17-10 Bal.	69,459
10/04/04	Chiefs	27-24 Bal.	69,827
12/10/06	Ravens	20-10 @ KC	77,232
09/13/09	Ravens	38-24 Bal.	71,099
10/07/12	Ravens	9-6 @ KC	68,803
12/20/15	Chiefs	34-14 Bal.	70,791
12/09/18	Chiefs	27-24 @ KC OT	74,336
09/22/19	Chiefs	33-28 @ KC	73,390
09/28/20	Chiefs	34-20 Bal.	n/a
Postseason			
Date	Winner	Score/Site	Attend.
01/09/11	Ravens	30-7 @ KC	72,190

(AFC Wild Card)

2021 RAVENS / CHIEFS LEADERS

PASSING YARDS [TDs/INTs]

Lamar Jackson	235 (1/0)	Patrick Mahomes	337 (3/0)
---------------	-----------	-----------------	-----------

RUSHING YARDS [AVG.]

Lamar Jackson	86 (7.2)	Clyde Edwards-Helaire	43 (3.1)
Ty'Son Williams	65 (7.2)	Patrick Mahomes	18 (3.6)

RECEIVING YARDS [CATCHES]

Sammy Watkins	96 (4)	Tyreek Hill	197 (11)
Marquise Brown	69 (6)	Travis Kelce	76 (6)
Ty'Son Williams	29 (3)	Clyde Edwards-Helaire	29 (3)

POINTS

Justin Tucker	9	Travis Kelce	12
Brown/Murray/Williams	6	Harrison Butker	9

INTERCEPTIONS [YARDS]

Anthony Averett	1 (0)	Mike Hughes	1 (0)
-----------------	-------	-------------	-------

SACKS [YARDS]

Queen/McPhee/Oweh	1 (n/a)	Chris Jones	2 (-17)
-------------------	---------	-------------	---------

TACKLES

Marlon Humphrey	9	Bolton/Sneed/Thornhill	7
Patrick Queen	9		

GROSS PUNTING [NET]

Sam Koch	44.8 (42.3)	Tommy Townsend	45.5 (43.5)
----------	-------------	----------------	-------------

FIELD GOALS [PCT.]

Justin Tucker	2/2 (100.0)	Harrison Butker	2/2 (100.0)
---------------	-------------	-----------------	-------------

PUNT RETURN YARDS [AVG.]

Devin Duvernay	67 (16.8)	Mecole Hardman	7 (7.0)
----------------	-----------	----------------	---------

KICKOFF RETURN YARDS [AVG.]

n/a	n/a	Byron Pringle	44 (22.0)
-----	-----	---------------	-----------

2021 TALE OF THE TAPE

Category	Ravens	Chiefs
Record	0-1	1-0
Best Streak	Lost 1	Won 1
Points Scored	27	33
TDs Scored	3	4
Rushing TDs Scored	2	1
Passing TDs Scored	1	3
TDs on Returns	0	0
Points Against	33	29
TDs Allowed	4	4
Rushing TDs Allowed	2	4
Passing TDs Allowed	2	0
TDs on Returns Allowed	0	0
KOR Avg. For	-----	22.0
KOR Avg. Against	16.5	13.0
PR Avg. For	16.8	7.0
PR Avg. Against	5.0	4.0
Sacks	3	2
Sacks Allowed	3	2
Interceptions	1	1
Interceptions Thrown	0	0
Fumbles Lost/Recovered	2/0	0/1

RAVENS / CHIEFS INFORMATION

RAVENS-CHIEFS CONNECTIONS

Pro Connections

- Baltimore head coach **John Harbaugh** served on Kansas City head coach **Andy Reid's** coaching staff in Philadelphia. Harbaugh functioned as the special teams coordinator (1999-2006) and secondary coach (2007) for Reid.
- Ravens quarterbacks coach **James Urban** (assistant to the head coach, 2004-06; offensive quality control, 2007-08; quarterbacks coach, 2009-10) and special teams coach **Randy Brown** (kicking coach, 2004-05) also coached with Reid and his Eagles staff. ... Baltimore O-line coach **Joe D'Alessandris** served as the assistant offensive line coach for the Chiefs from 2008-09. ... Ravens tight ends coach **Bobby Engram** played his final NFL season for the Chiefs in 2009, when he appeared in five games and caught 5 passes for 61 yards as a wide receiver.
- Kansas City defensive coordinator **Steve Spagnuolo** spent two seasons on the Ravens' coaching staff, first as a senior defensive assistant in 2013 and then as assistant head coach/secondary coach in 2014.
- Baltimore **OLB Justin Houston** was drafted by Kansas City (2011 third round) and played in 102 games from 2011-18. He recorded 78.5 sacks, which rank fourth in franchise history.
- Baltimore **WR Sammy Watkins** had a prominent role while with Kansas City (2018-20), helping establish the league's best offense (406.9 ypg) and most points scored (31.0 ppg) over that span, en route to three-consecutive AFC West titles, three-straight AFC Championship games and back-to-back Super Bowl appearances (2019-20) – winning the title in 2019.
- Ravens **CB Marcus Peters** (IR) was selected by Kansas City in the first round of the 2015 NFL Draft. He spent three seasons (2015-17) with the Chiefs, totaling a league-high 19 INTs.
- Baltimore **RB Le'Veon Bell** (PS) appeared in nine games (two starts) and one postseason contest with the Chiefs in 2020.
- Chiefs **T Orlando Brown Jr.** entered the NFL as a third-round pick by the Ravens in the 2018 NFL Draft. The Baltimore native played three seasons (2018-20) for his hometown team and earned two Pro Bowl nods (2019-20).

Other Notable Connections

- Ravens **DT Brandon Williams** is a Kirkwood, MO, native and played at Missouri Southern State, while **C Trystan Colon** hails from Webb City, MO, and played collegiately at Missouri. Baltimore **ILB L.J. Fort** (IR) is a Waynesville, MO, native.
- Chiefs **LB Dorian O'Daniel** is a Maryland native and prepped at Our Lady of Good Counsel (Olney, MD) HS. Kansas City **DE Joshua Kaindoh** is a Baltimore, MD, native and starred at Mount Carmel (Essex, MD) HS, before attending IMG Academy.
- Baltimore **OLB Tyus Bowser** and Kansas City **QB Patrick Mahomes** are Tyler, TX, natives and grew up competing against each other in basketball and football.
- Ravens pass game specialist **Keith Williams** worked as a personal wide receivers coach for a number of NFL players, including Chiefs **WR Tyreek Hill**.
- Ravens **P Johnny Townsend** (PS) and Chiefs **P Tommy Townsend** are brothers.

2021 SCHEDULE FAST FACTS

- Baltimore has played one of its five scheduled primetime games (at Las Vegas, vs. Kansas City, vs. Indianapolis, at Miami and vs. Cleveland). It marks the third time (2020 and 2011) in franchise history that the Ravens have five primetime games.
- The Ravens play three (at Las Vegas in Week 1, at Detroit in Week 3 and at Denver in Week 4) of their first four games on the road.
- For the second-straight year, Baltimore hosts an early-season primetime showdown with the Kansas City Chiefs in Week 2 on Sunday Night Football. The Ravens will also host a Monday Night Football game in Baltimore for the second-consecutive season when they face the Indianapolis Colts in Week 5. The Ravens will later welcome the Cleveland Browns to M&T Bank Stadium for a Sunday night clash in Week 12.
- The Ravens' primetime road games include their first-ever trip to Allegiant Stadium in Week 1 at the Las Vegas Raiders (L, 27-33 OT), followed by a Thursday night showdown in Miami (Week 10).
- Baltimore will play nine games (seven different opponents) against teams that made the postseason in 2020 (Chicago, Cleveland – twice, Green Bay, Indianapolis, Kansas City, Los Angeles Rams and Pittsburgh – twice).
- The Ravens will face a 2020 playoff team in seven of their final eight contests. These eight games will be split at home (four) and on the road (four), with three of the season's final four battles taking place at M&T Bank Stadium.
- The Ravens will not play an AFC North opponent until Week 7 (at Cincinnati), and in return, will square off against a division rival in five of the season's last seven games.
- For the first time ever, the NFL will complete a 17-game regular season. Baltimore will host Pittsburgh in the 17th game on Jan. 9, 2022 – the latest regular season contest in franchise history. It also marks just the second time (2019) during the John Harbaugh Era (since 2008) that the Ravens will close the season vs. Pittsburgh.

RAVENS RADIO BROADCASTS

- The Ravens' 2021 radio team features Gerry Sandusky and former Ravens FB Femi Ayanbadejo. Sandusky, WBAL-TV 11's sports director, delivers the play-by-play for the broadcast team, while Ayanbadejo serves as the color analyst.
- Games can be heard on 98Rock WIYY (97.9 FM), WBAL 1090 AM/101.5 FM, baltimoreravens.com and in the Ravens mobile app (when in Baltimore). The network broadcasts each game with 30 affiliates spanning five states – Maryland, Delaware, Kentucky, Pennsylvania and West Virginia – and Washington, D.C.
- Additionally, Ravens games can be heard in Spanish on WDCN La Nueva 87.7 FM in the D.C. area. Games are called by Gustavo Salazar and Ximena Lugo-Latorre.



RAVENS WINNING WAYS

TOP FRANCHISES / SINCE 2000

TOTAL WINS

1. New England Patriots..... 274
2. Pittsburgh Steelers..... 233
3. Green Bay Packers..... 224
4. Indianapolis Colts..... 221
5. Baltimore Ravens..... 217
6. Philadelphia, Seattle..... 209

SUPER BOWL BERTHS

1. New England Patriots..... 9
2. New York Giants..... 3
- Pittsburgh Steelers..... 3
- Seattle Seahawks..... 3
5. Baltimore Ravens, Car., Den. ... 2
- Ind., KC, Phi., SF, TB..... 2

SUPER BOWL TITLES

1. New England Patriots..... 6
2. Baltimore Ravens..... 2
- New York Giants..... 2
- Pittsburgh Steelers..... 2
- Tampa Bay Buccaneers..... 2
6. Seven Teams..... 1

CONF. TITLE GAMES

1. New England Patriots..... 13
2. Green Bay Packers..... 6
- Philadelphia Eagles..... 6
- Pittsburgh Steelers..... 6
5. Baltimore Ravens..... 4
- Ind. & SF..... 4

WINNING SEASONS

1. New England Patriots..... 19
2. Pittsburgh Steelers..... 16
3. Baltimore Ravens..... 15
- Green Bay Packers..... 15
- Indianapolis, Seattle..... 15

PLAYOFF BERTHS

1. New England Patriots..... 17
2. Green Bay Packers..... 15
- Indianapolis Colts..... 15
4. Seattle Seahawks..... 14
5. Baltimore, Phi., Pit..... 13

PLAYOFF GAMES

1. New England Patriots..... 41
2. Green Bay Packers..... 28
3. Baltimore Ravens..... 27
- Indianapolis Colts..... 27
- Seattle Seahawks..... 27

PLAYOFF WINS

1. New England Patriots..... 30
2. Baltimore Ravens..... 16
3. Pittsburgh Steelers..... 15
4. Green Bay Packers..... 14
- Philadelphia, Seattle..... 14

TWO-TIME SUPER BOWL CHAMPIONS



In a magnificent effort showcasing thrilling performances by their defense, offense and special teams units, the Baltimore Ravens won Super Bowl XXXV with a 34-7 victory over the New York Giants. Allowing the Giants a meager 152 total net yards, New York's attack crossed midfield just twice, while Baltimore's "D" posted 4 INTs. LB Ray Lewis was named the game's MVP, capping an accolade-filled season in which he was also tabbed the NFL's Defensive Player of the Year.

Baltimore defeated San Francisco, 34-31, in Super Bowl XLVII, capturing the franchise's second World Championship. After an amazing first-half performance, the Ravens took a commanding 28-6 lead. But following a bizarre, 34-minute power outage that halted play, the 49ers stormed back into contention. Clinging to a 34-29 edge late in the game, the Ravens stood firm on a pivotal goal-line stand, jamming SF on four-straight plays inside the 7-yard line. QB Joe Flacco was named the game's MVP.

PLAYOFF PERFORMERS

FRANCHISE PLAYOFF WINNING PERCENTAGES [SINCE 1970 MERGER]

Rk.	Team	Record	Pct.
1.	New England Patriots*****	36-20	.643
2.	New York Giants****	20-12	.625
3.	San Francisco 49ers*****	32-20	.615
4.	Baltimore Ravens**	16-11	.593
5.	Pittsburgh Steelers*****	36-25	.590

* Number of Super Bowl Titles

JOHN HARBAUGH ERA [SINCE 2008]

PLAYOFF BERTHS

1. New England Patriots..... 11
2. Green Bay Packers..... 10
3. Baltimore Ravens..... 9
- Seattle Seahawks..... 9
5. Indianapolis Colts..... 8
- Kansas City Chiefs..... 8
- New Orleans Saints..... 8
- Pittsburgh Steelers..... 8
9. Philadelphia Eagles..... 7

TOTAL WINS

1. New England Patriots..... 169
2. Pittsburgh Steelers..... 144
3. Green Bay Packers..... 143
4. New Orleans Saints..... 142
5. Baltimore Ravens..... 140
6. Seattle Seahawks..... 132
7. Indianapolis Colts..... 125
8. Kansas City Chiefs..... 124
9. Philadelphia Eagles..... 118

PLAYOFF WINS

1. New England Patriots..... 16
2. Baltimore Ravens..... 11
- Green Bay Packers..... 11
4. Seattle Seahawks..... 10
5. New Orleans, Pittsburgh..... 8

PLAYOFF GAMES

1. New England Patriots..... 24
2. Green Bay Packers..... 20
3. Baltimore Ravens..... 19
4. Seattle Seahawks..... 18
5. New Orleans, Pittsburgh..... 15

AFC TITLE GAMES

1. New England Patriots..... 8
2. Baltimore Ravens..... 3
- Kansas City Chiefs..... 3
- Pittsburgh Steelers..... 3
5. Denver, Indianapolis..... 2
- NY Jets..... 2

PLAYOFF ROAD WINS

1. Baltimore Ravens..... 8
2. Green Bay Packers..... 5
3. New York Jets..... 4
4. Philadelphia Eagles..... 3
- San Francisco, Seattle..... 3
- Tampa Bay, Tennessee..... 3

REG. SEASON WINS

1. New England Patriots..... 153
2. Pittsburgh Steelers..... 136
3. New Orleans Saints..... 134
4. Green Bay Packers..... 132
5. Baltimore Ravens..... 129
6. Seattle Seahawks..... 122
7. Indianapolis Colts..... 119

REG. SEASON HOME WINS

1. New England Patriots..... 87
2. Green Bay Packers..... 78
3. Baltimore Ravens..... 77
4. Pittsburgh Steelers..... 75
5. New Orleans Saints..... 74
6. Seattle Seahawks..... 70
7. Indianapolis, Minnesota..... 68

SUPER BOWL SUCCESS

The Ravens are one of five franchises (New England, NY Giants, Pittsburgh & Tampa Bay) to win multiple Super Bowls since 2000.

HEAD COACH JOHN HARBAUGH



RECORDS (2008-21)

- Overall Career Record 140-88
- Regular Season Record 129-80
- at Home 77-27
- on Road 52-53
- vs. AFC 96-61
- vs. AFC North 49-29
- vs. NFC 33-19
- Playoff Record 11-8
- Home Playoff Games 2-2
- Road Playoff Games 8-6
- Super Bowl Record 1-0
- Preseason 40-12
- vs. Chiefs 3-4 (incl. playoffs)

ALL-TIME RAVENS COACHING RECORDS

John Harbaugh is the third head coach in Baltimore Ravens history. He is the franchise's all-time winningest coach (140 total victories), 11 of which have come in the playoffs.

Coach	Seasons	Reg. Season	Playoffs	Total
John Harbaugh	2008-21	129-80	11-8	140-88
Brian Billick	1997-2007	80-64	5-3	85-67
Ted Marchibroda	1996-98	16-31-1	n/a	16-31-1

HARBAUGH FAST FACTS

John Harbaugh has led the Ravens to a playoff berth in nine (2008-12, 2014 & 2018-20) of his 13 seasons, and in 2012, captured the franchise's second Super Bowl title. In 2019, Coach Harbaugh became the first Ravens coach ever to win Associated Press NFL Coach of the Year Award.

Here are several more Harbaugh quick hits:

✗ Harbaugh owns the most road playoff wins (eight) by a HC in NFL history. Tom Landry (Dal.) and Tom Coughlin (Jax./NYG) are second with seven each.

✗ Under Harbaugh, Baltimore is one of four teams (NE, GB & Sea.) to earn a playoff berth in nine of the past 13 seasons. Baltimore is also one of four teams (KC, Sea. & NO) to make the playoffs in each of the past three seasons (2018-2020).

✗ In 2019, the Ravens posted a franchise-best 14-2 record. Baltimore won a team-record 12-straight games to close out the regular season, earning its first-ever No. 1 playoff seed.

✗ Coach Harbaugh has led the Ravens to four AFC North Division titles (2011-12, 2018-19).

✗ The Ravens' 11 playoff wins since 2008 tie (GB) for the second most in the NFL (New England - 16).

✗ Under "Harbs," the Ravens have secured an appearance in three AFC Championship games (2008, 2011 & 2012).

✗ "Harbs" is the only head coach in NFL history to win a playoff game in each of his first four and five seasons.

✗ John and his brother, Jim (formerly of the 49ers), are the only head coaches to advance to three conference title games in the first five years as NFL bosses.

✗ Harbaugh is the only coach in NFL history to win a playoff game in six of the first seven seasons of a coaching career.

✗ In 2012, Harbaugh became the third coach (with Bill Cowher & Chuck Knox) since the 1970 merger to guide his team to the playoffs in each of his first five seasons.

✗ With the Ravens' 2014 playoff berth, Harbaugh became one of eight coaches in NFL history to make the postseason in six of their first seven seasons coaching.

RAVENS UNDER HARBAUGH: SINCE 2008

3

AFC TITLE GAMES
2ND MOST,
TIED, KC & PIT.

8

ROAD PLAYOFF WINS
NFL'S MOST

9

PLAYOFF BERTHS
3RD MOST,
TIED, SEA.

11

PLAYOFF WINS
2ND MOST, TIED, GB

77

WINS AT HOME
3RD MOST

140

TOTAL VICTORIES
5TH MOST

HEAD COACH JOHN HARBAUGH

ACTIVE HEAD COACH WINNING PERCENTAGE

Baltimore Ravens head coach John Harbaugh owns the fifth-best winning percentage (.614) among active coaches (min. 75 games), compiling a strong 140-88 record (including playoffs).

2021 ACTIVE HEAD COACHES / CAREER WINNING PERCENTAGE (TOTALS INCLUDE REGULAR SEASON AND PLAYOFF GAMES / MIN. 75 GAMES)

Rank	Coach	Teams	Seasons	Record	Pct.
1.	Bill Belichick	Cle./NE	1991-95, 2000-21	311-149	.676
2.	Mike Tomlin	Pit.	2007-21	154-86-1	.641
3.	Sean Payton	NO	2006-21	153-89	.632
4.	Andy Reid	Phi./KC	1999-2012, 2013-21	239-145-1	.622
5.	John Harbaugh	Bal.	2008-21	140-88	.614
6.	Bruce Arians	Ind./Ari./TB	2012, 2013-17, 2019-21	73-46-1	.613
7.	Pete Carroll	NYJ/NE/Sea.	1994, 1997-99, 2010-21	157-104-1	.601

NINE PLAYOFF BERTHS

COACHES WITH AT LEAST NINE PLAYOFF BERTHS – IN FIRST 13 NFL SEASONS –

Coach	Berths
Tony Dungy	11
Bud Grant	10
Marty Schottenheimer	10
John Harbaugh	9
Pete Carroll	9
Bill Cowher	9
Mike Holmgren	9
Chuck Knox	9
Mike McCarthy	9
Andy Reid	9

COACH HARBAUGH'S CAREER STOPS

Team	Position	Years
Baltimore Ravens	Head Coach	2008-21
Philadelphia Eagles	Secondary	2007
Philadelphia Eagles	Special Teams Coordinator	1998-2006
Indiana University	DBs / Special Teams Coord.	1997
University of Cincinnati	Assistant Head Coach	1995-96
University of Cincinnati	TEs / OLBs / RBs / Special Teams	1989-94
Morehead State	DBs / ST Coord. / S&C Coach	1988
University of Pittsburgh	Tight Ends	1987
Western Michigan	Graduate Assistant	1984-86

HARBS IN ELITE COMPANY

MOST PLAYOFF WINS BY A HEAD COACH / FIRST 13 SEASONS

Coach (Teams)	Playoff Wins	Seasons
Joe Gibbs (Was.)	16	1981-2004
Bill Belichick (Cle./NE)	15	1991-2007
Chuck Noll (Pit.)	14	1969-1981
John Harbaugh (Bal.)	11	2008-20

HARBS' RAVENS TENURE

Year	Record	Playoffs (Result)
2021	0-1	TBD
2020	11-5	1-1 (Advanced to Divisional Round)
2019	14-2	0-1 (No. 1 Seed / Advanced to Divisional Round)
2018	10-6	0-1 (Advanced to Wild Card Round)
2017	9-7	No Playoff Berth
2016	8-8	No Playoff Berth
2015	5-11	No Playoff Berth
2014	10-6	1-1 (Advanced to Divisional Round)
2013	8-8	No Playoff Berth
2012	10-6	4-0 (Won Super Bowl XLVII)
2011	12-4	1-1 (Advanced to AFC Championship)
2010	12-4	1-1 (Advanced to Divisional Round)
2009	9-7	1-1 (Advanced to Divisional Round)
2008	11-5	2-1 (Advanced to AFC Championship)

DURING HARBAUGH ERA / SINCE 2008

TOTAL WINS (REG + POST)

Rk.	Team	Total Wins
1.	New England	169
2.	Pittsburgh	144
3.	Green Bay	143
4.	New Orleans	142
5.	Baltimore	140

PLAYOFF BERTHS

Berths	Team (Seasons)
11	NE ('09-19)
10	GB ('09-16, '19-20)
9	Bal. ('08-12, '14, '18-20)
9	Sea. ('10, '12-16, '18-20)
8	Ind., KC, NO, Pit. (n/a)

POSTSEASON SUCCESS: ACTIVE COACHES

PLAYOFF WIN PERCENTAGE (MIN. 6 GAMES)

Rk.	Coach	Rec.	Pct.
1.	Bill Belichick	31-12	.721
2.	Bruce Arians	5-2	.714
3.	John Harbaugh	11-8	.579
4.	Jon Gruden	5-4	.556
	Mike McCarthy	10-8	.556
6.	Andy Reid	17-15	.531

SUPER BOWL TITLES

1.	Bill Belichick	6
2.	John Harbaugh	1
	Bruce Arians	1
	Pete Carroll	1
	Jon Gruden	1
	Sean Payton	1
	Andy Reid	1
	Mike Tomlin	1

HARBS' REGULAR SEASON TRENDS

• September	29-16
• October	23-25
• November	37-16
• December	36-21
• January	4-2
• Leading at halftime	105-21
• Leading after 3 quarters	115-15
• When scoring first	95-28
• Positive or even turnover ratio	103-34
• Scoring 20 or more points	112-38
• Scoring 30 or more points	53-5
• Totaling 350 or more net yards	76-31
• Rushing for 150 or more yards	53-12
• Holding opponent under 250 net yards	46-7
• Holding opponent under 21 points	105-16

RAVENS DEFENSIVE NOTES



DON MARTINDALE

4TH SEASON AS RAVENS
DEFENSIVE COORDINATOR

“Our defense and how we play definitely represents his personality and the way we attack offenses. He’s done a good job of putting us all in the position to make plays from different positions, as well.”

- S Chuck Clark on Defensive Coordinator Don “Wink” Martindale

A DOMINANT DEFENSIVE COORDINATOR

- For three-plus seasons as Baltimore’s D.C., Don “Wink” Martindale has led the Ravens’ defense to incredible success. In 2018, Martindale was recognized by *SI/MMQB* as the Assistant Coach of the Year and was the *AP* NFL runner-up (then-Bears’ DC Vic Fangio) for the same award, guiding Baltimore’s unit to a No. 1 ranking (292.2 ypg allowed).
- In 2020, Baltimore allowed the NFL’s second-fewest points (18.9 ppg) and produced the No. 2 third-down defense (34.0%), while also registering a league-high 22 FFs on defense.

2020 DEFENSIVE RANKINGS

SCORING DEFENSE / 2020

Rk.	Team	PPG
1.	LA Rams	18.5
2.	Baltimore	18.9
3.	Pittsburgh	19.5

THIRD-DOWN DEFENSE / 2020

Rk.	Team	PCT.
1.	Miami	31.2
2.	Baltimore	34.0
3.	LA Rams	35.4

QUARTERBACK HITS / 2020

Rk.	Team	QBH
1.	Pittsburgh	137
2.	Baltimore	116
	Tampa Bay	116

DEFENSIVE FORCED FUMBLES / 2020

Rk.	Team	FFs
1.	Baltimore	22
2.	Atlanta	17
	NY Jets	17

WINK IN A BLINK

Since Don Martindale was named the Ravens’ defensive coordinator in 2018, Baltimore’s unit has excelled, leading the NFL in several key defensive categories.

– NFL RANKINGS UNDER MARTINDALE / SINCE 2018 –

POINTS ALLOWED PER GAME

1.	Baltimore	18.5
2.	New England	18.8
3.	Chicago	20.1
4.	Pittsburgh	20.2
5.	Buffalo	21.0

YARDS ALLOWED PER GAME

1.	Baltimore	311.5
2.	Pittsburgh	313.6
3.	Buffalo	313.7
4.	San Francisco	316.6
5.	Chicago	324.2

DEFENSIVE TOUCHDOWNS

1.	Baltimore	12
2.	LA Rams	11
3.	Kansas City	9
	New England	9
	Pittsburgh	9

OPPONENT COMPLETION PCT.

1.	Baltimore	60.3
2.	Pittsburgh	60.6
3.	New England	61.5
4.	Kansas City	62.7
	New Orleans	62.7

DEFENSIVE RANKINGS UNDER HARBAUGH

Don Martindale leads a defensive unit that, during the John Harbaugh Era (2008-21), has been superb. Baltimore ranks either No. 1 or No. 2 in the major defensive categories.

1	2	2
POINTS ALLOWED PER GAME	TOTAL NET YARDS ALLOWED PER GAME	RUSHING YARDS ALLOWED PER GAME
19.0	316.3	974
1	1	1
SCRIMMAGE TDs ALLOWED	OPPONENT PASSER RATING	THIRD-DOWN DEFENSE
391	79.9	36.0

DEFENSIVE FAST FACTS

- Under John Harbaugh, the Ravens have posted a Top 5 scoring defense in seven of his completed 13 seasons.
- During Coach Harbaugh’s full 13 seasons in Baltimore, the Ravens have boasted 10 Top 10 defenses (yards allowed).
- In a 2020 win vs. Cin. (10/11), Baltimore had five different DBs record at least 1 sack, marking the first time in NFL history that feat has been accomplished.
- In 2018’s Week 6 win at the Titans, Baltimore racked up a franchise-best 11 sacks, tying for the second most by a team in league history. They also stand as the most in an NFL game since 2012 (SD, 11).
- Since 2017, 26 shutouts have been pitched by defenses throughout the NFL. Of those, a league-high 4 have come courtesy of the Ravens.

RAVENS OFFENSIVE NOTES



GREG ROMAN
3RD SEASON AS RAVENS OFFENSIVE COORDINATOR
2019 NFL ASSISTANT COACH OF THE YEAR
MOST CONSECUTIVE GAMES W/ 100+ RUSHING YARDS (PRO FOOTBALL HISTORY)

Pittsburgh Steelers (1974-77)	43
Baltimore Ravens (2018-Present)	40
Detroit Lions (1935-39)	38

ROMAN'S OFFENSES RACK UP TEAM RECORDS

In 2019, Baltimore set single-season franchise records in total TDs (64), points (531), net yards (6,521), rushing yards (3,296) and first downs (386). In 2020, the Ravens posted the second-most total TDs (55), points (468) and rushing yards (3,071) in franchise history.

TOTAL TDs			POINTS		
Rk.	Year	TDs	Rk.	Year	Points
1.	2019	64	1.	2019	531
2.	2020	55	2.	2020	468
3.	2009	47	3.	2014	409

NET YARDS			RUSHING YARDS		
Rk.	Year	Yards	Rk.	Year	Yards
1.	2019	6,521	1.	2019	3,296
2.	2018	5,999	2.	2020	3,071
3.	2014	5,838	3.	2003	2,674

DID YOU KNOW?

- During the John Harbaugh Era (since 2008) when rushing for at least 125 yards, the Ravens have produced a 77-19 record. Baltimore is 53-12 when rushing for at least 150 yards and 28-3 when tallying at least 200 yards, under Coach Harbaugh.
- Eight of the Ravens' all-time Top 13 rushing outputs have occurred since 2018, when QB Lamar Jackson became the starter: 404 at Cin. in 2020 (1st), 296 at Cle. in 2018 (4th), 294 vs. Dal. in 2020 (5th), 285 at LAR in 2019 (7th), 269 vs. Cin. in 2019 (9th), 267 vs. Cin. in 2018 (10th), 265 vs. Pit. in 2020 (11th) & 265 at Mia. in 2019 (11th).
- The 2020 Ravens became the first team in NFL history to have three players – QB Lamar Jackson, RB J.K. Dobbins & RB Gus Edwards – each tally at least 700 rushing yards and 6 rushing TDs.
- Since QB Lamar Jackson became Baltimore's starter in Week 11 of 2018, the Ravens have rushed for at least 200 yards in an NFL-high 20 games. (Tennessee is second with 10 such games.)

TOP 2020 RUSHING RANKINGS

RUSHING YARDS PER GAME		RUSHING TOUCHDOWNS	
1.	Baltimore.....191.9	1.	New Orleans 30
2.	Tennessee 168.1	2.	Tennessee..... 26
3.	Cleveland 148.4	3.	Baltimore24

200-YARD RUSHING GAMES		100-YARD RUSHING GAMES	
1.	Baltimore 6	1.	Baltimore16
2.	Tennessee.....5	2.	LA Rams..... 14
3.	Cleveland.....4	3.	Five Teams..... 13

OFFENSIVE RANKINGS SINCE 2019 / ROMAN AS RAVENS' O.C.

POINTS PER GAME		RUSHING YARDS PER GAME	
1.	Baltimore.....31.1	1.	Baltimore..... 198.7
2.	Tampa Bay29.7	2.	Tennessee 151.5
3.	New Orleans.....29.6	3.	Minnesota 135.8

20 / 100 STREAK IS BEST EVER

From Week 11 of 2018, when QB Lamar Jackson became the Ravens' starter, through Week 9 of 2020, Baltimore scored 20-plus points and rushed for at least 100 yards in 31-straight games. That mark is, by far, the NFL's longest such streak ever.

CONSECUTIVE GAMES WITH 20+ POINTS & 100 RUSH YARDS (NFL HISTORY)

Rk.	Team	Dates	Cons. Games
1.	Baltimore	11/18/2018 – 11/08/2020	31
2.	Carolina	12/28/2014 – 12/20/2015	15
3.	San Francisco	11/01/1953 – 11/07/1954	14

RAVENS SET NFL RECORD

From Week 11 of 2018, when QB Lamar Jackson became the Ravens' starter, through Week 9 of 2020, Baltimore scored 20+ points in 31-straight regular season games, marking the longest streak in NFL history.

CONSECUTIVE GAMES SCORING 20+ POINTS (NFL HISTORY)

Rk.	Team	Dates	Cons. Games
1.	Baltimore	11/18/2018 – 11/08/2020	31
2.	Denver	12/02/2012 – 11/09/2014	30
3.	St. Louis	09/12/1999 – 11/26/2000	28

MOST RUSHING YARDS IN A 16-GAME NFL SEASON

Rk.	Team (Year)	Yards	Avg.	Att.
1.	Baltimore (2019)	3,296	5.53	596
2.	New England (1978)	3,165	4.72	671
3.	Baltimore (2020)	3,071	5.53	555
4.	Kansas City (1978)	2,986	4.50	663
5.	Chicago (1984)	2,974	4.41	674

RAVENS SPECIAL TEAMS NOTES



CHRIS HORTON
3RD SEASON AS RAVENS
SPECIAL TEAMS COORDINATOR

RAVENS SINCE 2011

- 6** KICKOFF RETURN TDs
NFL'S SECOND MOST
[TIED WITH KC]
- 6** PUNT RETURN TDs
NFL'S THIRD MOST
[TIED WITH CHI., DEN. & PHI.]
- 12** TOTAL RETURN TDs
NFL'S SECOND MOST
[TIED WITH MIN.]

2020 RETURN GAME STANDOUTS

In 2020, the Ravens posted a 26.7 kickoff return average, ranking as the NFL's second-best mark. Ravens rookie WR/RS Devin Duvernay registered a 93-yard KOR-TD in Week 3 against KC, marking 1 of only 7 NFL KOR-TDs in 2020.

NFL KICKOFF RETURN AVERAGE / 2020

Rk.	Team	KOR	Yards	Avg.	Long	TDs
1.	Buffalo	36	995	27.6	60	0
2.	Baltimore	23	613	26.7	93t	1
3.	Dallas	37	965	26.1	67t	1

Baltimore was also superb at covering KORs in 2020, posting the No. 4 opponent avg. starting field position (24.2) after a KOR.

OPP. AVERAGE STARTING FIELD POSITION / AFTER KOR

1.	Buffalo	23.7
2.	Indianapolis	24.0
3.	Arizona	24.1
4.	Baltimore	24.2

AVERAGE STARTING FIELD POSITION / AFTER KOR

1.	Buffalo	29.8
2.	Cleveland	27.7
3.	Baltimore	27.4
	Kansas City	27.4

BALTIMORE BLOCK PARTY

BLOCKED KICKS / SINCE 2014

Rk.	Team	Blocks
1.	New England	20
2.	Philadelphia	19
3.	Denver	16
	Miami	16
5.	Baltimore	15

RAVENS' 15 BLOCKS (SINCE 2014): BREAKDOWN

Total Blocks	15	1st Qtr.	4	When Losing	8
FG Blocks	9	2nd Qtr.	2	When Winning	5
PAT Blocks	3	3rd Qtr.	3	When Tied	2
Punt Blocks	3	4th Qtr.	6	Record	11-4

A RICH HISTORY OF SPECIAL TEAMS

Following the retirement of longtime ST coordinator Jerry Rosburg, Chris Horton took over as the special teams coach in 2019. Horton, who served as Rosburg's assistant for three seasons (2016-18), leads the standout special teams battery.

SIX PRO BOWLERS

• Six Ravens have earned 12 combined Pro Bowl honors during the John Harbaugh Era (since 2008): ST Brendon Ayanbadejo (2008), K Billy Cundiff (2010), RS Jacoby Jones (2012), K Justin Tucker (2013, 2016 & 2019-20), LS Morgan Cox (2015, 2016 & 2019-20) and P Sam Koch (2015).

PRIME KICKER & PUNTER

• Four-time Pro Bowl K Justin Tucker, who the Ravens signed as a rookie free agent, owns the NFL's most FGs (293) since entering the NFL in 2012. With a 90.7% career success mark, "Tuck" is the most accurate kicker in league history (293-of-323 on FGAs). Earning his first Pro Bowl nod in 2015, P Sam Koch's 46.7 gross average ranked No. 9 in the NFL that season, while his 42.9 net average was No. 2. In 2017, Koch led the NFL in both punts inside the 10 (16) and the 20 (a franchise-record 40).

RAVENS' RETURN MEN SOAR

• Dating back to 2011, six different Ravens have returned punts for touchdowns: WR Michael Campanaro, WR Kaelin Clay, WR Tandon Doss, CB Cyrus Jones, WR Jacoby Jones and DB Lardarius Webb.

DUVERNAY CONTINUES ROOKIE KOR-TD TREND

• In Week 3 of 2020 vs. KC, then-rookie WR Devin Duvernay produced a 93-yard KOR-TD. It marked the NFL's first KOR-TD of 2020 and was the Ravens' sixth KOR-TD since 2011, tied with KC for the NFL's second most. Only the Vikings (7) have produced more KOR-TDs dating back to 2011. Duvernay became the fifth rookie in Ravens history to return a kickoff for a TD: Patrick Johnson (1998), Yamon Figurs (2007), Lardarius Webb (2009) and David Reed (2010).

NO. 1 KOR AVERAGE UNDER HARBAUGH

Since 2008, when John Harbaugh became the Ravens' head coach, Baltimore owns the NFL's No. 1 KOR average (24.9).

NFL KICKOFF RETURN AVERAGE [SINCE 2008 / HARBAUGH'S BALTIMORE TENURE]

Rk.	Team	KOR	Yards	Avg.	Long	TDs
1.	Baltimore	526	13,076	24.9	108t	8
2.	Minnesota	571	13,884	24.3	109t	10
3.	New Orleans	480	11,385	23.7	106t	2

RAVENS PERSONNEL NOTES



ERIC DeCOSTA

26TH SEASON WITH THE RAVENS
3RD AS EVP & GENERAL MANAGER

RAVENS SCOUTING HISTORY / SINCE 1996

29 HOMEOWN RAVENS
PRO BOWLERS

25 DRAFTED RAVENS TO
EARN PRO BOWL HONORS

4 UNDRAFTED ROOKIES TO
EARN PRO BOWL HONORS

HOMEOWN PRO BOWLERS

The Ravens have had 50 different players earn Pro Bowl honors since the team's 1996 inception. Of those, 29 are homegrown – 25 drafted and 4 signed as a rookie free agent.

RAVENS HOMEOWN PRO BOWLERS / SINCE 1996 INCEPTION

Year	Drafted (Rd.)	Name	Pro Bowls
1996 (1st)		LB Ray Lewis	13
1996 (1st)		T Jonathan Ogden	11
2002 (1st)		S Ed Reed	9
2007 (3rd)		G Marshal Yanda	8
2003 (1st)		OLB Terrell Suggs	7
2006 (1st)		DT Haloti Ngata	5
1997 (1st)		OLB Peter Boulware	4
2010 (RFA)		LS Morgan Cox #	4
2014 (1st)		LB C.J. Mosley	4
2012 (RFA)		K Justin Tucker #	4
1999 (1st)		CB Chris McAlister	3
2008 (2nd)		Ray Rice	3
2018 (3rd)		T Orlando Brown Jr.	2
2001 (1st)		TE Todd Heap	2
2017 (1st)		CB Marlon Humphrey	2
2016 (5th)		OLB Matthew Judon	2
1996 (5th)		WR/RS Jermaine Lewis	2
2007 (4th)		FB Le'Ron McClain	2
2017 (RFA)		FB Patrick Ricard #	2
2000 (6th)		OLB Adalius Thomas	2
2018 (3rd)		TE Mark Andrews	1
2007 (1st)		G Ben Grubbs	1
2018 (1st)		QB Lamar Jackson	1
2013 (4th)		FB Kyle Juszczyk	1
2006 (6th)		P Sam Koch	1
2000 (1st)		RB Jamal Lewis	1
2002 (RFA)		LB Bart Scott #	1
2016 (1st)		T Ronnie Stanley	1
2013 (3rd)		DT Brandon Williams	1

Undrafted Rookie Free Agent

Bold Indicates 2020 Pro Bowler

FIRST-ROUND FINDS

The Ravens have tabbed 28 players in the first round. These picks have earned 65 combined Pro Bowls, multiple POTY Awards, an NFL MVP honor, two Super Bowl MVPs and three HOF selections.

RAVENS ALL-TIME FIRST-ROUND DRAFT PICKS

Year	Name	Pick	Pro Bowls
1996	T Jonathan Ogden * ~	4	11
1996	LB Ray Lewis + + ~ ~	26	13
1997	LB Peter Boulware *	4	4
1998	CB Duane Starks	10	
1999	CB Chris McAlister	10	3
2000	RB Jamal Lewis * =	5	1
2000	WR Travis Taylor	10	
2001	TE Todd Heap	31	2
2002	S Ed Reed * + ~	24	9
2003	OLB Terrell Suggs * +	10	7
2003	QB Kyle Boller	19	
2005	WR Mark Clayton *	22	
2006	DT Haloti Ngata *	12	5
2007	G Ben Grubbs *	29	2
2008	QB Joe Flacco ^ ~	18	
2009	T Michael Oher *	23	
2011	CB Jimmy Smith	27	
2013	S Matt Elam	32	
2014	LB C.J. Mosley *	17	4
2015	WR Breshad Perriman	26	
2016	T Ronnie Stanley	6	1
2017	CB Marlon Humphrey	16	2
2018	TE Hayden Hurst	25	
2018	QB Lamar Jackson %	32	1
2019	WR Marquise Brown	25	
2020	ILB Patrick Queen *	28	
2021	WR Rashod Bateman	27	
2021	OLB Odafe Oweh	31	

% NFL MVP ~ Super Bowl MVP + Defensive Player of the Year
= Offensive Player of the Year ~ Pro Football Hall of Fame
* All-Rookie Team ^ NFL Rookie of the Year (Fan Vote)

Baltimore has drafted three players (Ogden, Lewis & Reed) who were selected to the Pro Football Hall of Fame. For Ogden & Lewis, it was the first time ever two players were drafted in the same round (1st in 1996) by a team and reached the HOF in their initial year of eligibility.

Eric DeCosta has been with the franchise since Day One, first beginning as an intern during the inaugural 1996 season and then ascending to the personnel department's chief decision-maker in 2019. Prior to being named EVP/GM – succeeding the legendary Ozzie Newsome – DeCosta, 50, received GM interview offers annually from multiple teams in recent years. However, he never seriously considered leaving Baltimore, which has always aligned perfectly with what he envisioned to be his dream job.

RAVENS PERSONNEL NOTES



OZZIE NEWSOME

26TH SEASON WITH THE RAVENS
31ST SEASON IN FRONT OFFICE ROLE

"He and I have always been very different in a lot of ways, but so aligned. It's a special relationship in my life. I've learned a lot of football, but honestly, just a lot more about being a good person. So, I am extremely happy that Ozzie is going to play such a significant role moving forward for this organization."

- Ravens EVP & GM Eric DeCosta on Ozzie Newsome

"20/20 CLUB"

The Ravens' "20/20 Club" includes members of the personnel staff who started with as young assistants and grew into evaluators with more input. The term "20/20" refers to hiring 20-year-olds for \$20,000. But according to Ozzie Newsome: "The guys actually started when they were a little older than 20 and for more than \$20,000, but that's what we call them."

RAVENS "2020 CLUB" GRADUATES / CURRENT SCOUTS

Name	Joined Ravens	Current Title
George Kokinis	1991 (w/ Browns)	Dir. of Player Personnel
Eric DeCosta	1996	EVP & General Manager
Joe Hortiz	1998	Dir. of Player Personnel
Mark Azevedo	2005	Asst. Dir. of College & Pro Pers.
David Blackburn	2007	National Scout
Andrew Raphael	2013	National Scout
Brandon Berning	2015	Midwest/SW Area Scout
Joey Cleary	2015	Southeast Area Scout
Corey Frazier	2017	West Coast Area Scout
"Q" Attenoukon	2017	Pro & College Scout
Patrick McDonough	2018	Pro & College Scout
Chas Stallard	2018	Southwest Area Scout

ALL-PRO DRAFT PICKS

The Ravens' success drafting standout players cannot be ignored. Over the past 25 years, led by Ozzie Newsome and now Eric DeCosta, Baltimore has drafted 15 players who've gone on to earn AP first-team All-Pro honors. When including undrafted rookies LS Morgan Cox and K Justin Tucker, Baltimore has produced 17 "homegrown" AP first-team All-Pro selections.

MOST DRAFT CHOICES TO EARN AP FIRST-TEAM ALL-PRO (SINCE 1996 / RAVENS INCEPTION)

1. Pittsburgh 17	Marlon Humphrey (1)	Chris McAlister (1)	Ed Reed (5)
2. New England . . 16	Lamar Jackson (1)	Le'Ron McClain (1)	Ronnie Stanley (1)
3. Baltimore . . . 15	Jamal Lewis (1)	Haloti Ngata (2)	Terrell Suggs (1)
San Francisco . . 15	Jermaine Lewis (1)	Jonathan Ogden (4)	Adalius Thomas (1)
	Ray Lewis (7)	Kelechi Osemele (1)	Marshal Yanda (2)

SUCCESS ACROSS THE DRAFT BOARD

1ST ROUND

Jonathan Ogden ('96), Ray Lewis ('96), Peter Boulware ('97), Chris McAlister ('99), Jamal Lewis ('00), Todd Heap ('01), Ed Reed ('02), Terrell Suggs ('03), Haloti Ngata ('06), Ben Grubbs ('07), Joe Flacco ('08), Michael Oher ('09), Jimmy Smith ('11), C.J. Mosley ('14), Ronnie Stanley ('16), Marlon Humphrey ('17), Lamar Jackson ('18), Marquise Brown ('19), Patrick Queen ('20)

2ND ROUND

Jamie Sharper ('97), Anthony Weaver ('02), Ray Rice ('08), Paul Kruger ('09), Torrey Smith ('11), Courtney Upshaw ('12), Kelechi Osemele ('12), Tyus Bowser ('17), J.K. Dobbins ('20)

3RD ROUND

Casey Rabach ('01), Marshal Yanda ('07), Lardarius Webb ('09), Brandon Williams ('13), Orlando Brown Jr. ('18), Mark Andrews ('18)

4TH ROUND

Edwin Mulitalo ('99), Edgerton Hartwell ('01), Jarret Johnson ('03), Le'Ron McClain ('07), Dennis Pitta ('10), Kyle Juszczyk ('13), Za'Darius Smith ('15), Tavon Young ('16)

5TH ROUND

Jermaine Lewis ('96), Dawan Landry ('06), Arthur Jones ('10), Pernell McPhee ('11), Rick Wagner ('13), Nick Boyle ('15), Matthew Judon ('16)

6TH ROUND

Adalius Thomas ('00), Chester Taylor ('02), Sam Koch ('06), Tyrod Taylor ('11), Ryan Jensen ('13), Darren Waller ('15), Chuck Clark ('17), Bradley Bozeman ('18), DeShon Elliott ('18)

7TH ROUND

DeAngelo Tyson ('12), Michael Campanaro ('14), Zach Sieler ('18)

RFA

Mike Flynn ('97), Priest Holmes ('97), Will Demps ('02), Bart Scott ('02), Ma'ake Kemoeatu ('02), Jameel McClain ('08), Dannell Ellerbe ('09), Morgan Cox ('10), Justin Tucker ('12), James Hurst ('14), Zach Orr ('14), Patrick Onwuasor ('16), Michael Pierce ('16), Matt Skura ('16), Patrick Ricard ('17), Chris Board ('18), Gus Edwards ('18)

Ozzie Newsome's legacy is unlike any the game has seen. Known throughout all of sports as a premier leader, he is a Hall of Fame player, the architect of Baltimore's 2000 and 2012 Super Bowl championship teams and an elite evaluator who became the NFL's first African American GM. In 2019, his longtime top lieutenant, Eric DeCosta, took over as the Ravens' EVP & GM. However, Newsome maintains a significant role within the organization as its executive VP.

RAVENS IRONMEN / TURNOVER NOTES

RAVENS IRONMEN

RAVENS CONSECUTIVE GAMES PLAYED / ACTIVE STREAKS



JUSTIN TUCKER
145

CHUCK CLARK
56

TYUS BOWSER
43

RAVENS CONSECUTIVE GAMES PLAYED / ALL-TIME STREAKS

Rk.	Player	Games	Years
1.	Sam Koch	239	2006-20
2.	Justin Tucker	145	2012-present
3.	Jarret Johnson	129	2003-11
4.	Joe Flacco	122	2008-15
5.	Anthony Levine Sr.	117	2013-20
6.	Peter Boulware	111	1997-2003

RAVENS ALL-TIME GAMES PLAYED

Rk.	Player	Games	Years
1.	Sam Koch	240	2006-present
2.	Terrell Suggs	229	2003-18
3.	Ray Lewis	228	1996-2012
4.	Matt Stover	207	1996-2008
5.	Jonathan Ogden	177	1996-2007
	Marshal Yanda	177	2007-19
7.	Morgan Cox	164	2010-20
8.	Joe Flacco	163	2008-18
9.	Ed Reed	160	2002-12
10.	Justin Tucker	145	2012-present
11.	Jarret Johnson	143	2003-11
12.	Chris McAlister	135	1999-2008
	Haloti Ngata	135	2006-14
14.	Kelly Gregg	134	2001-10
15.	Mike Flynn	133	1998-2007
	Todd Heap	133	2001-10

MOST REGULAR SEASON GAMES PLAYED RAVENS FRANCHISE HISTORY



SAM KOCH
240



TERRELL SUGGS
229



RAY LEWIS
228

TURNOVER MARGIN SINCE 2008

Since John Harbaugh's 2008 Baltimore arrival, the Ravens have produced the NFL's fifth-best turnover differential (+56).

NFL'S TOP TURNOVER DIFFERENTIALS [SINCE 2008 / JOHN HARBAUGH ERA]

Rk.	Team	Takeaways	Giveaways	Turnover Diff.
1.	New England	366	210	+156
2.	Green Bay	337	228	+109
3.	Kansas City	331	257	+74
4.	Seattle	338	264	+74
5.	Baltimore	331	275	+56
6.	Atlanta	307	273	+34

Note: The Ravens (+4) tied for 10th in the NFL in 2020.

TURNOVER MARGIN AT HOME

Baltimore owns a +56 differential at home during the John Harbaugh Era, ranking as the league's fourth-best mark.

NFL'S TOP TURNOVER DIFFERENTIALS / AT HOME [SINCE 2008 / JOHN HARBAUGH ERA]

Rk.	Team	Takeaways	Giveaways	Turnover Diff.
1.	Green Bay	190	99	+91
2.	New England	191	107	+84
3.	Seattle	180	122	+58
4.	Baltimore	179	123	+56

TURNOVER TABLE SINCE 2000

Year	TA/TO	Plus/Minus	Record
2021	1/2	-1	0-1
2020	22/18	+4	11-5
2019	25/15	+10	14-2
2018	17/20	-3	10-6
2017	34/17	+17	9-7
2016	28/23	+5	8-8
2015	14/28	-14	5-11
2014	22/20	+2	10-6
2013	24/29	-5	8-8
2012	25/16	+9	10-6
2011	26/24	+2	12-4
2010	27/20	+7	12-4
2009	32/22	+10	9-7
2008	34/21	+13	11-5
2007	23/40	-17	5-11
2006	40/23	+17	13-3
2005	26/36	-10	6-10
2004	34/23	+11	9-7
2003	41/38	+3	10-6
2002	31/32	-1	7-9
2001	28/36	-8	10-6
2000	49/26	+23	12-4
Total	603/529	+74	201-136

THE RAVENS ARE...

SINCE 2000, HERE ARE THE RAVENS' RECORDS IN A GAME:

When turnover ratio is +2 or better 86-5

When turnover ratio is +1 or better 127-18

When turnover ratio is even 40-28

When turnover ratio is negative 34-90

THAT M&T MAGIC

HOME UNDER HARBS

Under John Harbaugh (since 2008) the Ravens own the NFL's third-best home winning percentage (.740), going 77-27 at M&T Bank Stadium.

NFL'S BEST REGULAR SEASON HOME RECORDS (JOHN HARBAUGH ERA / SINCE 2008)

Rk.	Team	Record	Pct.
1.	New England Patriots	87-18	.829
2.	Green Bay Packers	78-24-2	.760
3.	Baltimore Ravens	77-27	.740
4.	Pittsburgh Steelers	75-29	.721
5.	New Orleans Saints	74-31	.705

RAVENS DEFEND THE BANK

The Ravens have been outstanding at home since they arrived in Baltimore. Below are their respective home records and corresponding NFL rankings during several periods.

RAVENS HOME RECORDS / NFL RANKINGS

Time Period (Milestone)	Record	NFL Rank
Since 2010 (Past 12 Seasons)	65-23	3
Since 2008 (John Harbaugh's Arrival)	77-27	3
Since 2000 (First Super Bowl Season)	123-45	2
Since 1998 (M&T Bank Stadium Opened)	131-53	3
Since 1996 (Team's Inception)	138-61-1	4

HOME "D" UNDER HARBS (SINCE 2008)

16.9

POINTS ALLOWED
PER GAME
[NFL'S BEST]

76.2

OPPONENT PASSER
RATING
[NFL'S BEST]

302.1

YARDS ALLOWED
PER GAME
[NFL'S BEST]

X DATING BACK TO 2008, THE RAVENS HAVE OUTSCORED OPPONENTS 2,678 TO 1,759 AT HOME. IN THEIR 77 WINS DURING THIS SPAN, THE MARGIN OF VICTORY HAS BEEN 14.7 POINTS PER GAME.

X THE RAVENS OWN A +919 POINT DIFFERENTIAL AT HOME UNDER JOHN HARBAUGH, RANKING NO. 3 IN THE NFL [NE IS +1,177 & GB IS +926].

X BALTIMORE IS 36-0 UNDER HARBAUGH WHEN ALLOWING 12 POINTS OR FEWER AT HOME.

HOME "D" DOMINANCE DATES WAY BACK

The Ravens' "D" has been stout at home for many seasons. Since 2003, Baltimore ranks at the top in several key categories:

BEST NFL DEFENSES AT HOME / SINCE 2003

POINTS PER GAME (Fewest Allowed)

1. Baltimore 16.7
2. New England 17.1
3. Pittsburgh 18.3

TOTAL DEFENSE (Fewest Yards Allowed)

1. Baltimore 296.1
2. Pittsburgh 297.9
3. NY Jets 317.4

INTERCEPTIONS

1. New England 175
2. Green Bay 167
3. Baltimore 166

DEFENSIVE TDs

1. Arizona 33
2. Baltimore 32
3. Tennessee 29

HOME FAST FACTS

- Under head coach John Harbaugh, the Ravens are 19-4 in September home games. The Ravens have won 22 of their past 26 home games in the month of September (dating back to 2006).
- Under Coach Harbaugh, the Ravens are 22-6 in November home games, producing the NFL's second-best such record. The Ravens have won 20 of their past 25 home games during the month.
- The Ravens are 24-8 at home in the month of December under John Harbaugh and 44-16 in such games during their history.
- Under Coach Harbaugh (since 2008), Baltimore has gone 21-5 against NFC teams at M&T Bank Stadium, producing the best home record by an AFC squad vs. the "other" conference.
- Baltimore has won 24 of its last 29 home games vs. NFC teams.
- In their history, the Ravens have hosted 22 games when the temperature was below 40 degrees. Baltimore is 19-3 in such cold weather games.
- Baltimore is 8-2 at home in November against AFC North foes under Harbaugh. Overall under Harbaugh, the Ravens are 27-12 in home games played against AFC North foes.
- Baltimore has won 22 of its last 31 home games vs. AFC North foes.
- The Ravens are 17-4 at home all time against teams from the West Coast (Ari. - 3-1, Oak. - 6-1, LAC - 3-1, SF - 3-0 and Sea. - 2-1).

BEST HOME DEFENSE

Baltimore has permitted an NFL-low 16.9 ppg at home during the John Harbaugh Era. Under "Harbs," the Ravens are 34-0 at home when allowing 10 points or fewer. In 22 of those games, the Ravens gave up no more than 7 points.

FEWEST POINTS PER GAME ALLOWED AT HOME (SINCE 2008 / JOHN HARBAUGH ERA)

BALTIMORE	16.9
NEW ENGLAND	18.3
PITTSBURGH	18.6



ALL-TIME RESULTS / TRENDS

RAVENS REGULAR SEASON RECORDS

	Overall Record	Home	Away
Overall	225-175-1	138-61-1	87-114
In M&T Bank Stadium (since 1998)	131-53	131-53	n/a
Coached by Ted Marchibroda	16-31-1	11-12-1	5-19
Coached by Brian Billick	80-64	50-22	30-42
Coached by John Harbaugh	129-80	77-27	52-53
vs. AFC Teams	167-136	101-51	66-85
vs. AFC North	67-47	39-18	28-29
vs. AFC Central (1996-2001)	26-28	13-14	13-14
vs. AFC East	27-21	19-5	8-16
vs. AFC South	22-18	14-6	8-12
vs. AFC West	25-22	16-8	9-14
vs. NFC Teams	58-39-1	37-10-1	21-29
vs. NFC North	8-8	6-2	2-6
vs. NFC Central (1996-2001)	3-5	3-1	0-4
vs. NFC East	17-9-1	10-2-1	7-7
vs. NFC South	12-8	6-4	6-4
vs. NFC West	18-9	12-1	6-8
On Monday Night Football	14-13	5-3	9-10
On Tuesday	1-0	1-0	0-0
On Wednesday	0-1	0-0	0-1
On Thursday Night Football	8-5	7-1	1-4
On Saturday	4-1	2-0	2-1
On Sunday Night Football	15-14	9-3	6-11
In Overtime	13-15-1	7-5-1	6-10
Ravens Shutout Wins	14-0	6-0	8-0
In Season Openers	14-12	9-4	5-8
Indoors	7-16	n/a	7-16

Note: Baltimore has played in Houston's Reliant/NRG Stadium six times (4-2), Indy's Lucas Oil Stadium three times (1-2), Dallas' Texas Stadium once (1-0), Atlanta's Mercedes-Benz Stadium once (1-0) and Las Vegas' Allegiant Stadium once (0-1). Four of those games at Reliant Stadium/NRG Stadium (12/13/10, 10/21/12, 12/21/14 & 9/20/20), and one at Allegiant Stadium (9/13/21), came when the roof was closed, meaning those games were "indoors," while the other games listed are considered "outdoors" due to open roofs. One of these games at Lucas Oil Stadium (11/8/20) came when the roof was opened, deeming that an outdoor game.

In August	0-1	0-1	0-0
In September	52-34	33-9	19-25
In October	42-52	21-20	21-32
In November	62-42-1	37-15-1	25-27
In December	63-42	44-16	19-26
In January	6-4	3-0	3-4

RAVENS REGULAR RESULTS WHEN...

Team	Since 2000	Since 2008	2021
Record	201-136	129-80	0-1
vs. AFC North (since 2002)	67-47	49-29	0-0
vs. AFC	150-104	96-61	0-1
vs. NFC	51-32	33-19	0-0
Home	123-45	77-27	0-0
Away	78-91	52-53	0-1
On grass	104-77	66-41	0-1
Artificial turf	97-59	63-39	0-0
Outdoors	195-123	122-71	0-0
Indoors	6-13	5-8	0-1
September	44-27	29-16	0-1
October	39-41	23-25	0-0
November	57-30	37-16	0-0
December	55-35	36-21	0-0
January	6-3	4-2	0-0
Leading at halftime	160-27	105-21	0-1
Trailing at halftime	29-97	16-54	0-0
Tied at halftime	12-12	8-5	0-0
Tied after 3 quarters	5-8	3-4	0-0
Leading After 3 quarters	173-20	115-15	0-1
Trailing after 3 quarters	23-108	11-61	0-0
Decided by 7 points or fewer	81-77	50-53	0-1
Decided by 3 points or fewer	44-41	28-27	0-0
When scoring first	139-43	95-28	0-1
When not scoring first	62-93	34-52	0-0
Positive or even turnover ratio	167-46	103-34	0-0
Negative turnover ratio	34-90	26-46	0-1
Winning penalty ratio	88-55	57-29	0-1
Losing penalty ratio	97-70	60-42	0-0
Overtime	11-13	7-10	0-1
When returning a KOR for a TD	5-4	5-3	0-1
When returning a PR for a TD	9-3	5-1	0-0

Offense	Since 2000	Since 2008	2021
Scoring 20 or more points	162-53	112-38	0-1
Scoring 30 or more points	73-7	53-5	0-0
Having 20 or more first downs	99-55	77-36	0-1
Totaling 350 or more net yards	101-46	76-31	0-1
At least 35 minutes time of poss.	58-8	38-6	0-0
Rushing for 150 or more yards	78-20	53-12	0-1
When not throwing an INT	115-26	77-19	0-0
With a 100-yard rusher	70-23	42-10	0-0
Without a 100-yard rusher	131-113	87-70	0-1
With a 100-yard receiver	40-26	28-17	0-0
Without a 100-yard receiver	161-110	101-63	0-1
With a 300-yard passer	22-19	20-14	0-0
Without a 300-yard passer	179-117	109-66	0-1

Defense	Since 2000	Since 2008	2021
When scoring a defensive TD	51-7	29-5	0-0
When returning an INT for a TD	35-3	17-2	0-0
When returning a fumble for a TD	19-4	15-3	0-0
Recording 3 or more sacks	106-40	60-26	0-1
Holding opp. under 250 net yards	73-20	46-7	0-0
Holding opp. under 21 points	162-37	105-16	0-0
Holding opp. under 15 points	120-15	72-5	0-0
Allowing a 100-yard rusher	21-30	13-20	0-0
Not allowing a 100-yard rusher	180-106	116-60	0-1
Allowing a 100-yard receiver	38-43	22-27	0-1
Not allowing a 100-yard receiver	163-93	107-53	0-0
Allowing a 300-yard passer	27-29	18-23	0-1
Not allowing a 300-yard passer	174-107	111-57	0-0

PLAYER NOTES - JACKSON



LAMAR JACKSON
#8 | QUARTERBACK

1X FIRST-TEAM ALL PRO
1X PRO BOWLER

2019
NFL MVP
UNANIMOUS

CAREER NOTES

- ✗ Baltimore is 30-8 with Jackson as its regular season starter. Since his first NFL start (Week 11 of 2018), Jackson's 30 wins tie (Russell Wilson) for the most among all NFL starting QBs. Jackson is also the fastest QB in league history to reach 30 regular season victories.
- ✗ In 2020, Jackson (1,005) became the first QB in NFL history to surpass the 1,000-yard rushing milestone in multiple seasons, also doing so in 2019 (1,206).
- ✗ Jackson tallied 26 TD passes and 7 rushing TDs in 2020, joining Deshaun Watson (2018-19) as the only QBs with at least 25 TD passes and 5 rushing TDs in consecutive seasons in NFL history.
- ✗ Jackson is the fastest QB in league history (35 games) to reach 5,000 passing yards and 2,000 rushing yards. He's also the first player in NFL history to reach 5,000 passing yards and 2,500 rushing yards in the first three seasons of a career.
- ✗ Jackson (8), Michael Vick (8) and Russell Wilson (4) own the Top 3 "double-triples" (at least 100 rushing and passing yards in the same game) in league history.
- ✗ Jackson has produced eight-career games with at least 100 rushing yards, marking the second most by a QB in NFL history (Michael Vick - 10)

MOST REGULAR SEASON WINS BY A STARTING QB (SINCE WEEK 11 OF 2018 / JACKSON'S FIRST NFL START)

Rk.	Quarterback (Team)	Record
1.	Lamar Jackson (Bal.)	30-8
	Russell Wilson (Sea.)	30-10
3.	Patrick Mahomes (KC)	29-7
4.	Tom Brady (NE/TB)	28-11
	Aaron Rodgers (GB)	28-12

JACKSON'S PASSING RANKINGS SINCE 2019

PASS TD PERCENTAGE [NFL RANK]	TD/INT RATIO [NFL RANK]	PASSING TOUCHDOWNS [NFL RANK]	PASSER RATING [NFL RANK]
1 7.8%	4 4.20	5 63, TIES K. COUSINS	5 106.3

2019 UNANIMOUS MVP

- ✗ Jackson is the only QB in NFL history to produce at least 3,000 passing yards and 1,000 rushing yards in a single season (2019). (He had 3,127 passing & 1,206 rushing yards in 2019.)
- ✗ In 2019, Jackson (36/7) became the third QB in NFL history with at least 35 passing TDs & 7 rushing TDs. Steve Young (1994), Cam Newton (2015) and Josh Allen (2020) have also done this.
- ✗ Jackson was responsible for an NFL-best 43 total TDs (36 passing & 7 rushing) in 2019. His 36 TD passes led the NFL and are the most in franchise single-season history.
- ✗ In his final eight games of 2019 (he sat out Week 17), Jackson threw 25 TDs and 1 INT, completing 69.4% of his passes for 1,477 yards and a 130.3 rating. He had 630 rushing yards & 4 rush TDs.
- ✗ Jackson rushed for 1,206 yards in 2019, marking the most by a quarterback in NFL single-season history.
- ✗ Jackson threw at least 4 TDs in an NFL-best four games in 2019. He also threw at least 3 TDs in an NFL-best eight games.
- ✗ In 2019's Week 15 win vs. NYJ, Jackson rushed for at least 85 yards while throwing for 5 TDs for the second time in his career. (He also did this on 11/25/19 at LAR.) Cam Newton is the only other player in NFL history to accomplish the 85 rushing yards/5 passing TDs feat in a game, doing so in 2015.
- ✗ Jackson posted two perfect passer ratings in 2019 (at Cin. & Mia.), making him one of two QBs in NFL history (Ben Roethlisberger, 2007) to attain the 158.3 mark twice in a season.
- ✗ In Weeks 11 (vs. Hou) and 12 (at LAR) of 2019, Jackson became the first NFL player ever to throw at least 4 passing TDs and have at least 50 rush yards in back-to-back games.
- ✗ Jackson owns the NFL single-season record for most 100-yard rushing games (5 in 2019) by a quarterback.
- ✗ In 2019's Week 6 victory over Cincinnati, Jackson became the first player ever to pass for 200 yards (236) and rush for 150 yards (152) in a regular season game. (Colin Kaepernick also accomplished this feat in a 2013 playoff game.)
- ✗ In the 2019 Divisional Playoff vs. Tennessee, Jackson became the first player in NFL history with at least 350 passing yards (365) and 100 rushing yards (143) in any game.

PLAYER NOTES - JACKSON

In 2020's Week 9 win at Indianapolis, QB Lamar Jackson tied Hall of Famer Dan Marino for the most victories (25) in a QB's first 30 regular season starts. (Jackson is now 30-7 as a starter, becoming the fastest QB ever to reach 30 regular season wins.)

BEST RECORD BY A QB IN HIS FIRST 30 NFL STARTS (SINCE 1970 MERGER)

Rk. Quarterback	Record
1. Lamar Jackson	25-5
Dan Marino	25-5
3. Kurt Warner	24-6

PASSING TOUCHDOWNS

RAVENS SINGLE-GAME HISTORY

QB/Date/Opponent	TDs
Lamar Jackson, 12/12/19 vs. NYJ	5
Lamar Jackson, 11/25/19 at LAR	5
Lamar Jackson, 9/8/19 at Mia	5
Joe Flacco, 10/12/14 at TB	5
Tony Banks, 9/10/00 vs. Jax	5

COMPLETION PERCENTAGE

RAVENS SINGLE-GAME HISTORY

QB/Date/Opponent	Pct.
Lamar Jackson, 11/10/19 at Cin.	88.2
Lamar Jackson, 9/8/19 at Mia	85.0
Lamar Jackson, 9/13/20 vs. Cle.	80.0
Joe Flacco, 11/1/09 vs. Den.	80.0

PASSER RATING

RAVENS SINGLE-GAME HISTORY

QB/Date/Opponent	Rate
Lamar Jackson, 11/10/19 at Cin.	158.3
Lamar Jackson, 9/8/19 at Mia	158.3
Joe Flacco, 10/12/14 at TB	149.7

Jackson is the youngest QB in NFL history to produce a perfect passer rating. Incredibly, he's done it twice

CONSECUTIVE PASSES, NO INTs

RAVENS SINGLE-GAME HISTORY

QB/Dates	Passes
Lamar Jackson, 11/25/18 -- 9/29/19	248
Lamar Jackson, 10/6/19 -- 12/8/19	181
Joe Flacco, 9/25/16 -- 10/23/16	176

Jackson has produced eight-career regular season games with at least 100 rushing yards, marking the second most by a QB in NFL history (Michael Vick - 10).

PASSING TOUCHDOWNS

RAVENS SINGLE-SEASON HISTORY

Rk. Quarterback (Year)	TDs
1. Lamar Jackson (2019)	36
2. Vinny Testaverde (1996)	33
3. Joe Flacco (2014)	27
4. Lamar Jackson (2020)	26
5. Joe Flacco (2010)	25

PASSER RATING

RAVENS SINGLE-SEASON HISTORY

Rk. Quarterback (Year)	Rate
1. Lamar Jackson (2019)	113.3
2. Lamar Jackson (2020)	99.3
3. Joe Flacco (2010)	93.6
4. Joe Flacco (2014)	91.0
5. Joe Flacco (2009)	88.9

TD PASS PERCENTAGE

RAVENS SINGLE-SEASON HISTORY

Rk. Quarterback (Year)	TD%
1. Lamar Jackson (2019)	9.0
2. Lamar Jackson (2020)	6.9
3. Vinny Testaverde (1996)	6.0
4. Tony Banks (1999)	5.3
Trent Dilfer (2000)	5.3

JACKSON'S 2019 MVP CAMPAIGN

- 43 total touchdowns - 1st
- 36 passing touchdowns - 1st
- 9.0 passing touchdown pct. - 1st
- 6.9 rushing average - 1st
- 113.3 passer rating - 3rd
- 1,206 rushing yards - 6th
- Starting QB wins (13) - 1st (tied)
- Games with 5 TD passes (2) - 1st
- Games with 4+ TD passes (4) - 1st
- Games with 3+ TD passes (8) - 1st
- Perfect passer rating games (2) - 1st
- 100-yard rush games (5) - 1st (by a QB)

PLAYER NOTES - JACKSON

100-YARD RUSHING GAMES [QB's / SINGLE-SEASON NFL HISTORY]

1. Lamar Jackson (2019) 5
2. Russell Wilson (2014)..... 3
- Michael Vick (2006) 3
- Michael Vick (2004) 3

CAREER 100-YARD RUSHING GAMES [QB's / NFL HISTORY]

1. Michael Vick 10
2. Lamar Jackson 8
3. Russell Wilson 4
4. R. Cunningham, B. Douglass 3
- D. McNabb, C. Newton & T. Rote 3

MOST CAREER GAMES W/ 5 TD PASSES & 85+ RUSHING YARDS [NFL HISTORY]

1. Lamar Jackson (2019) 2
2. Cam Newton 1

Newton's "5/85" game came during his 2015 NFL MVP campaign, just as Jackson's did in 2019.

MOST GAMES WITH 5 TD PASSES [NFL SINGLE-SEASON HISTORY]

1. Peyton Manning (2004)* 4
2. Lamar Jackson (2019)* 3
- Cam Newton (2015)* 3
- Drew Brees (2011) 3
- Tom Brady (2007)* 3
- Daunte Culpepper (2004) 3

*Won NFL MVP

MOST GAMES WITH 4+ TD PASSES [2019 SEASON]

1. Lamar Jackson (Bal.) 4
2. Jimmy Garoppolo (SF) 3
- Daniel Jones (NYG) 3
- Jameis Winston (TB) 3

MOST GAMES WITH 3+ TD PASSES [2019 SEASON]

1. Lamar Jackson (Bal.) 8
2. Drew Brees (NO) 7
3. Dak Prescott (Dal.) 6
4. Patrick Mahomes (KC) 5
- Matthew Stafford (Det.) 5
- Deshaun Watson (Hou.) 5
- Jameis Winston (TB) 5

TOTAL TOUCHDOWNS [2019 SEASON]

1. Lamar Jackson (Bal.) 43
2. Russell Wilson (Sea.) 34
- Jameis Winston (TB) 34

PASSING TOUCHDOWNS [2019 SEASON]

1. Lamar Jackson (Bal.) 36
2. Jameis Winston (TB) 33
3. Russell Wilson (Sea.) 31

NFL PASSER RATING [2019 SEASON]

1. Ryan Tannehill (Ten.) 117.5
2. Drew Brees (NO) 116.3
3. Lamar Jackson (Bal.) 113.3

MOST RUSHING YARDS [QUARTERBACKS / SINGLE-SEASON HISTORY]

1. Lamar Jackson (2019) 1,206
2. Michael Vick (2006) 1,039
3. Lamar Jackson (2020) 1,005
4. Bobby Douglass (1972) 968
5. Randall Cunningham (1990) 942

MOST GAMES WITH 2+ PASSING TDs AND 50+ RUSHING YARDS [SINCE 1970 MERGER]


- ENTIRE CAREER -

Rk.	Player	2+/50+ GAMES	GP/GS
1.	Cam Newton	23	140/139
2.	Randall Cunningham	20	161/135
	Michael Vick	20	143/115
4.	Steve Young	19	169/143
5.	Russell Wilson	16	145/145
6.	Lamar Jackson	14	47/38

- FIRST FOUR SEASONS -

Rk.	Player	2+/50+ GAMES
1.	Lamar Jackson	14
2.	Cam Newton	13
3.	Russell Wilson	8
4.	Randall Cunningham	7
5.	Kyler Murray	6
	Michael Vick	6

PLAYER NOTES - ANDREWS



MARK ANDREWS
#89 | TIGHT END

1X
PRO BOWLER

17
RECEIVING TDs SINCE 2019,
SECOND MOST BY ANY
NFL TIGHT END

4
MULTI-TD PERFORMANCES
SINCE 2019, RANKING NO. 1
AMONG NFL TEs

THE ANDREWS IMPACT

NFL RECEIVING LEADERS / TIGHT ENDS / SINCE 2019

RECEIVING YARDS

Rk.	Tight End	Yards
1.	Travis Kelce	2,721
2.	Darren Waller	2,446
3.	George Kittle	1,765
4.	Mark Andrews	1,573
5.	Tyler Higbee	1,323
6.	Noah Fant	1,297

RECEPTIONS

Rk.	Tight End	Receptions
1.	Travis Kelce	208
2.	Darren Waller	207
3.	George Kittle	137
4.	Zach Ertz	126
5.	Mark Andrews	125
6.	Austin Hooper	124

RECEIVING TOUCHDOWNS

Rk.	Tight End	Touchdowns
1.	Travis Kelce	18
2.	Mark Andrews	17
3.	Jared Cook	16
4.	Darren Waller	13
5.	Robert Tonyan	12

20+ YARD RECEPTIONS

Rk.	Tight End	20+ Receptions
1.	Travis Kelce	37
2.	Darren Waller	31
3.	Mark Andrews	26
	George Kittle	26

ANDREWS TOP 3 IN TD CATCHES

Only three Ravens have ever posted at least 10 receiving TDs in a season, and that list includes TE Mark Andrews, whose 2019 Pro Bowl campaign was spectacular.

MOST RAVENS RECEIVING TOUCHDOWNS [SINGLE-SEASON HISTORY]

Rk.	Tight End	Receiving TDs
1.	Michael Jackson (1996)	14
2.	Torrey Smith (2014)	11
3.	Mark Andrews (2019)	10

ALL-TIME GREAT SEASON BY A RAVENS TE

TE Mark Andrews' 10 TD catches in 2019 ranked No. 1 by a tight end in Ravens single-season history, while his 852 receiving yards were second.

SINGLE-SEASON / RAVENS TIGHT END RECORDS

MOST RECEIVING YARDS

1.	Todd Heap (2005)	855
2.	Mark Andrews (2019)	852
3.	Todd Heap (2002)	836
4.	Shannon Sharpe (2001)	811

MOST RECEIVING TDs

1.	Mark Andrews (2019)	10
2.	Mark Andrews (2020)	7
	Todd Heap (2005)	7
	Dennis Pitta (2012)	7

ANDREWS HAS EYES FOR THE END ZONE

TE Mark Andrews' 17 receiving TDs since 2019 tie for the NFL's 10th most.

NFL RECEIVING TOUCHDOWNS / SINCE 2019

Rk.	Player (Team)	Receiving TDs
1.	Davante Adams (GB)	23
	Tyreek Hill (KC)	23
3.	Adam Thielen (Min.)	22
4.	Mike Evans (TB)	21
5.	A.J. Brown (Ten.)	20
	Tyler Lockett (Sea.)	20
7.	Marvin Jones (Jax.)	19
8.	Travis Kelce (KC)	18
	DK Metcalf (Sea.)	18
10.	Mark Andrews (Bal.)	17
	Chris Godwin (TB)	17

ANDREWS' NOTES TO KNOW


- TE Mark Andrews has tallied four multi-TD games since 2019, ranking No 1 among all NFL TEs. In fact, no other TE has more than two such performances over that span.

- In 2020, Andrews became the first TE in Ravens history to produce multiple seasons (2019-20) with at least 700 receiving yards and 7 TDs.

- Since 2019, Andrews' 11 red zone TD receptions are the second most by an NFL TE (Travis Kelce - 13).

- Andrews owns the two longest regular season receptions by a TE in Ravens history, registering a 68-yard catch at LAC (12/22/18) and a 74-yarder vs. Oak. (11/25/18).

PLAYER NOTES - BROWN



MARQUISE BROWN
#5 | WIDE RECEIVER

DID YOU KNOW?
With his 10-yard TD reception in Week 1 at Las Vegas, WR Marquise Brown has now posted 7 TD grabs in his last seven regular season contests (since Week 12, 2020), marking the second-most TD receptions in the NFL over that span (Davante Adams – 8).

HOLLYWOOD LIGHTS

WR Marquise Brown has found the end zone on a number of occasions since being drafted in 2019. Among WRs chosen in the 2019 NFL Draft, his 16 receiving TDs since rank third most in the league. Brown posted 8 receiving TDs in 2020 and has 1 in 2021.

NFL RECEIVING TDs SINCE 2019 / 2019 DRAFTED WRs

Rk.	Player (Team)	Receiving TDs
1.	A.J. Brown (Ten.)	20
2.	D.K. Metcalf (Sea.)	18
3.	Marquise Brown (Bal.)	16
4.	Diontae Johnson (Pit.)	13

ROOKIE BROWN WAS A TD MACHINE

WR Marquise Brown posted 7 TD receptions in 2019, a mark that tied for third among all NFL rookies and now ties for second on the Ravens' rookie single-season total TDs record list.

RECEIVING TDs (NFL ROOKIES / 2019)

1. A.J. Brown (Ten.) 8
- Darius Slayton (NYG) 8
3. Marquise Brown (Bal.)... 7
- Terry McLaurin (Was.) 7
- D.K. Metcalf (Sea.)..... 7

RAVENS TOTAL TDs (ROOKIES / SINGLE SEASON)

1. J.K. Dobbins (2020) 9
2. Marquise Brown (2019) . . 7
- Marlon Brown (2013) 7
- Torrey Smith (2011) 7
5. Jamal Lewis (2000) 6

2020 SEASON MARKS

In 2020, Marquise Brown finished with 769 receiving yards and 8 receiving TDs, while averaging 13.26 yards per reception. He was one of 10 NFL players to notch at least 700 receiving yards, 8 receiving TDs and 13 yards per reception in 2020.

THE OTHER NINE PLAYERS TO NOTCH AT LEAST 700 RECEIVING YARDS, 8 RECEIVING TDs AND 13 YARDS PER RECEPTION IN 2020:

- Nelson Agholor (LV)
- Mike Evans (TB)
- Travis Kelce (KC)
- A.J. Brown (Ten.)
- Will Fuller (Hou.)
- D.K. Metcalf (Sea.)
- Chase Claypool (Pit.)
- Tyreek Hill (KC)
- Calvin Ridley (Atl.)

POSTSEASON PROWESS

WR Marquise Brown is one of nine players in NFL history to eclipse 300 postseason receiving yards in his first two NFL seasons. Remarkably, he's accomplished this feat while appearing in three playoff contests, tied for the least among the group. His career playoff total of 322 receiving yards ranks sixth all time among players through Year Two.

PLAYERS WITH AT LEAST 300 POSTSEASON RECEIVING YARDS THROUGH FIRST TWO SEASONS

 463 RANDY MOSS 4 GAMES	 393 T.Y. HILTON 3 GAMES	 347 ALVIN HARPER 5 GAMES
 324 TORREY SMITH 6 GAMES	 323 ROB GRONKOWSKI 4 GAMES	 322 MARQUISE BROWN 3 GAMES
 317 TERRY GLENN 5 GAMES	 315 D.K. METCALF 3 GAMES	 305 JULIO JONES 3 GAMES


POSTSEASON: 85-YARD MINIMUM

In his first three postseason contests, Marquise Brown totaled 126 receiving yards, 109 receiving yards and 86 receiving yards, respectively. He joins Larry Fitzgerald and Michael Thomas as the only players since the 1970 merger to eclipse 85 receiving yards in each of their first three postseason contests.

PLAYERS WITH AT LEAST 85 RECEIVING YARDS IN EACH OF THEIR FIRST THREE PLAYOFF CONTESTS

 MICHAEL THOMAS 1/7/18 vs. Car. 131 1/14/18 at Min. ... 85 1/13/19 vs. Phi. ... 171	 LARRY FITZGERALD 1/3/09 vs. Atl. 101 1/10/09 at Car. ... 166 1/18/09 vs. Phi. ... 152	 MARQUISE BROWN 1/11/20 vs. Ten. ... 126 1/10/21 at Ten. ... 109 1/16/21 at Buf. ... 87
---	---	---

PLAYER NOTES - WATKINS & BOWSER



SAMMY WATKINS
#14 | WIDE RECEIVER

“SAMMY IS A GEM. HE’S A GREAT PLAYER AND A GREAT PERSON. SAMMY, TO ME, IS ONE OF THE BEST RECEIVERS IN THE NFL – PERIOD. HE’S A MUCH MORE SEASONED PLAYER THAN I KNEW HIM IN HIS SECOND YEAR. EVERY DAY WITH HIM IS A GREAT DAY”

- Offensive Coordinator Greg Roman on WR Sammy Watkins

PLAYOFF SAMMY

WR Sammy Watkins’ 19.23 postseason yards-per-reception average ranks No. 9 all time and second among active players (min. 20 catches). Since 2017, when Watkins made his postseason debut, that mark stands No. 1 in the NFL.

 ALVIN HARPER 27.29	 WILLIE GAULT 23.67	 HAROLD JACKSON 22.83
 VERNON DAVIS 22.22	 PAUL WARFIELD 21.09	 CHARLIE BROWN 20.78
 FRANK LEWIS 20.48	 TYLER LOCKETT 20.48	 SAMMY WATKINS 19.23

“YAC” ATTACK

Since WR Sammy Watkins entered the league in 2014, his 14.65 yards per reception mark ranks No. 7 in the NFL among players with at least 300 receptions.

YARDS PER RECEPTION / SINCE 2014 (MIN. 300 RECEPTIONS)

Rk.	Player	YPC
1.	T.Y. Hilton (Ind.)	15.58
2.	Mike Evans (TB)	15.50
3.	Rob Gronkowski (TB)	15.28
4.	Julio Jones (Ten.)	15.05
5.	John Brown (FA)	14.84
6.	Tyreek Hill (KC)	14.74
7.	Sammy Watkins (Bal.)	14.65

BOWSER A BACKFIELD DISTURBANCE

OLB Tyus Bowser has posted 10.5 sacks since he entered the league in 2017, ranking as Baltimore’s fourth most. Bowser also owns the fourth-most QB hits (29) over the past five seasons.

RAVENS SACKS (SINCE 2017)

1. Matthew Judon..... 30.5
2. Terrell Suggs 18
3. Za'Darius Smith 12
4. Tyus Bowser..... 10.5

RAVENS QB HITS (SINCE 2017)

1. Matthew Judon 92
2. Za'Darius Smith..... 41
3. Terrell Suggs 35
4. Tyus Bowser 29



RAVENS ACTIVE TACKLES LEADERS / LINEBACKERS

PERNELL MCPHEE 163	PATRICK QUEEN 126	TYUS BOWSER 97
------------------------------	-----------------------------	--------------------------

BOWSER IS BALLING

OLB Tyus Bowser dropped into coverage on 35% of his pass snaps in 2020, the second-highest rate among NFL edge defenders (min. 250 pass snaps). Bowser’s 4 career INTs currently rank fifth all time in franchise history at the LB position.

MOST INTERCEPTIONS BY A RAVENS LINEBACKER

Rk.	Player (Years)	INTs
1.	Ray Lewis (1996-2012)	31
2.	C.J. Mosley (2014-18)	9
3.	Adalius Thomas (2000-06)	6
4.	Daryl Smith (2013-15)	5
5.	Tyus Bowser (2017-present)	4




TYUS BOWSER
#54 | OUTSIDE LINEBACKER

43

**NO. 3 ACTIVE FRANCHISE LEADER IN CONSECUTIVE GAMES PLAYED*

K JUSTIN TUCKER (145)
S CHUCK CLARK (56)
OLB TYUS BOWSER (44)*

PLAYER NOTES - CAMPBELL



CALAIS CAMPBELL
#93 | DEFENSIVE END

1X FIRST-TEAM ALL-PRO
3X SECOND-TEAM ALL-PRO
6X PRO BOWLER

2017 PFWA NFL DEFENSIVE PLAYER OF THE YEAR
2019 NFL WALTER PAYTON MAN OF THE YEAR

DURABILITY ON DISPLAY

DE Calais Campbell has played in 199 games, with 181 starts. He ranks first in both categories among active D-linemen.

MOST GAMES PLAYED / ACTIVE NFL DEFENSIVE LINEMEN

Rk.	Player (Teams)	GP (GS)
1.	Calais Campbell (Ari./Jax./Bal.)	199 (181)
2.	Ndamukong Suh (Det./Mia./LAR/TB)	175 (175)
3.	Tyson Alualu (Jax./Pit.)	173 (110)
4.	Jerry Hughes (Ind./Buf.)	168 (119)
5.	Carlos Dunlap (Cin./Sea.)	164 (122)

MULTI-SACK GAMES

DE Calais Campbell has posted nine multi-sack games since 2017, ranking as the NFL's seventh most.

MOST MULTI-SACK GAMES SINCE 2017 [ACTIVE NFL DEFENDERS]

Rk.	Player (Team)	Games
1.	Aaron Donald (LAR)	17
2.	Cameron Jordan (NO)	14
3.	T.J. Watt (Pit.)	13
4.	Chandler Jones (Ari.)	12
5.	Myles Garrett (Cle.)	10
	Yannick Ngakoue (LV)	10
7.	Calais Campbell (Bal.)	9
	Joey Bosa (LAC)	9
	Ryan Kerrigan (Phi.)	9
	Von Miller (Den.)	9

BATTING IT DOWN

- DE Calais Campbell's 6 PD in 2020 tied (Jason Pierre-Paul) for the NFL's third most by a D-lineman.
- Campbell is one of five active D-linemen with more than 50-career PD (Carlos Dunlap, 62; J.J. Watt, 61; Jason Pierre-Paul, 57; Calais Campbell, 54; Cameron Jordan, 50).

ACTIVE SACKS LEADERS

DE Calais Campbell's 92 career sacks are the seventh most among active NFL defenders.

MOST SACKS / ACTIVE NFL DEFENDERS

Rk.	Player (Team)	Sacks
1.	Von Miller (Den.)	108.0
2.	Chandler Jones (Ari.)	102.0
3.	J.J. Watt (Ari.)	101.0
4.	Justin Houston (Bal.)	97.5
5.	Ryan Kerrigan (Phi.)	95.5
6.	Cameron Jordan (NO)	94.5
7.	Calais Campbell (Bal.)	92.0

FOUR-SACK SEASONS

DE Calais Campbell has posted at least 4 sacks in 12-consecutive seasons (2009-20), marking the NFL's longest active streak of consecutive 4-plus sack seasons.

CONSECUTIVE SEASONS WITH AT LEAST 4.0 SACKS [ACTIVE STREAKS]

Rk.	Player (Team)	Seasons
1.	Calais Campbell (Bal.)	12 (2009-20)
2.	Carlos Dunlap (Sea.)	11 (2010-20)
3.	Ryan Kerrigan (Phi.)	10 (2011-20)
	Justin Houston (Bal.)	10 (2011-20)
	Everson Griffen (Det.)	10 (2011-20)

PICTURE THIS

DE Calais Campbell is one of four NFL defenders since 2000 to register at least 700 tackles and 85 sacks.

SINCE 2000 / PLAYERS WITH AT LEAST 700 TACKLES & 85 SACKS



Calais Campbell
726 / 92

Julius Peppers
718 / 158.5



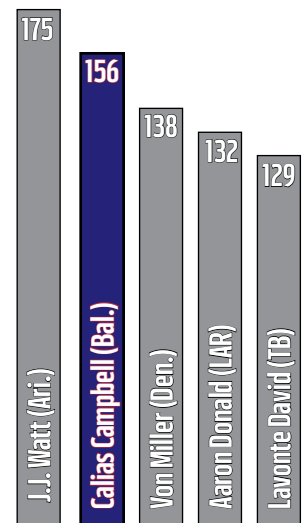
Justin Smith
879 / 87

Terrell Suggs
886 / 139



Since being drafted in 2008, DE Calais Campbell's 156 tackles for loss rank second in the NFL, trailing only Arizona DE J.J. Watt's 175 TFL during that span.

MOST TACKLES FOR LOSS / ACTIVE NFL DEFENDERS



PLAYER NOTES - HOUSTON



JUSTIN HOUSTON
#50 | OUTSIDE LINEBACKER

4X PRO BOWLER
1X FIRST-TEAM ALL-PRO
1X SECOND-TEAM ALL-PRO
97.5 CAREER SACKS
22 SACKS IN 2014 w/ KC

2014 PASS RUSH DOMINANCE

The 2014 campaign was a historic output for OLB Justin Houston. As a member of the Kansas City Chiefs, Houston racked up a staggering 22 sacks in 16 starts, ranking as the second-highest single-season sack total in NFL history. Houston also set career highs in tackles (69) and forced fumbles (4), while his 23 TFL tied for 10th most in league history.



2001

MICHAEL STRAHAN
22.5



2014

JUSTIN HOUSTON
22.0



2011

JARED ALLEN
22.0



1984

MARK GASTINEAU
22.0



1987

CHRIS DOLEMAN
21.0



1987

REGGIE WHITE
21.0

HOUSTON... IS A PROBLEM!

MOST SACKS / SINCE 2011

Rk.	Player	Sacks
1.	Von Miller.....	108.0
2.	Chandler Jones	102.0
3.	J.J. Watt	101.0
4.	Justin Houston.....	97.5
5.	Ryan Kerrigan	95.5

MOST MULTI-SACK GAMES / SINCE 2011

Rk.	Player	Games
1.	J.J. Watt	31
2.	Justin Houston.....	25
	Chandler Jones	25
	Von Miller.....	25
5.	Jason Pierre-Paul	22
	Cameron Jordan.....	22
	Aaron Darnold	22

MOST TACKLES FOR LOSS / ACTIVE PLAYERS / SINCE 2011

Rk.	Player	TFL
1.	J.J. Watt	175
2.	Von Miller	138
3.	Calais Campbell	133
4.	Aaron Donald	132
5.	Lavonte David.....	129
6.	Cameron Jordan	125
7.	Justin Houston	117
	Ryan Kerrigan.....	117
9.	Jason Pierre-Paul	115
10.	Chandler Jones	111

MOST CONSECUTIVE SEASONS WITH AT LEAST 8 SACKS ACTIVE STREAK NFL STREAKS

Rk.	Player	Seasons
1.	Aaron Donald	7
2.	Khalil Mack.....	6
3.	Yannick Ngakoue	5
4.	Justin Houston.....	4
	Jason Pierre-Paul.....	4

NFL SACKS LEADERS / ACTIVE DEFENDERS

Rk.	Player (Team)	Sacks
1.	Von Miller (Den.)	108.0
2.	Chandler Jones (Ari.)	102.0
3.	J.J. Watt (Ari.)	101.0
4.	Justin Houston (Bal.)	97.5
5.	Ryan Kerrigan (Phi.)	95.5
6.	Cameron Jordan (NO).....	94.5
7.	Calais Campbell (Bal.)	92.0
8.	Jason Pierre-Paul (TB).....	89.0
9.	Carlos Dunlap II (Sea.)	87.5
10.	Aaron Donald (LAR)	86.5
11.	Robert Quinn (Chi.)	83.0
12.	Everson Griffen (Min.)	80.5
13.	Khalil Mack (Chi.).....	70.5

HOUSTON NOTES TO KNOW

- Houston's additional accolades include: Art Rooney Sportsmanship Award Finalist (2020), Kansas City Chiefs Ed Block Courage Award (2016) and Deacon Jones Award (2014).
- Since entering the league in 2011, Houston has posted four safeties, tying for the most in NFL history (Doug English & Ted Hendricks - 4).
- Houston is only 2.5 sacks away from 100 career sacks, which will make him the 37th player in league history to reach the coveted century mark.

PLAYER NOTES – HUMPHREY



MARLON HUMPHREY
#44 | CORNERBACK

2X PRO BOWLER

1X FIRST-TEAM ALL-PRO

**MOST FORCED FUMBLES
NFL DEFENDERS / 2020 SEASON**

Marlon Humphrey (Bal.)	8
Haason Reddick (Ari.)	6
11 Players Tied	4

PERFECTING THE PUNCH-OUT

CB Marlon Humphrey's 8 forced fumbles in 2020 were the second most by a DB in NFL history (records kept since 2000).

MOST FORCED FUMBLES / DEFENSIVE BACKS NFL SINGLE-SEASON HISTORY (RECORDS KEPT SINCE 2000)

Rk.	Player (Year)	FFs
1.	Charles Tillman (2012)	10
2.	Marlon Humphrey (2020)	8
	Chris Harris (2007)	8
4.	Oshiomogho Atogwe (2008)	6
	Brian Dawkins (2008)	6
	Roman Harper (2010)	6
	Charles Tillman (2009)	6

FRUIT PUNCH & JUICE MAN

Since CB Marlon Humphrey entered the league in 2017, he and teammate CB Marcus Peters are the only NFL defenders to produce at least 40 PD, 8 INTs, 8 FFs and 3 FRs.



STATS SINCE 2017

MARCUS PETERS

PD	INTs	FFs	FR
40	17	8	5

MARLON HUMPHREY

PD	INTs	FFs	FR
52	8	11	3

BALTIMORE DEFENDERS SINCE 2019

INTERCEPTIONS / SINCE 2019

Rk.	Player	INTs
1.	Marcus Peters	7
2.	Marlon Humphrey	4
3.	Tyus Bowser	3

PASSES DEFENSED / SINCE 2019

Rk.	Player	PD
1.	Marlon Humphrey	26
2.	Marcus Peters	19
3.	Chuck Clark	16

FORCED FUMBLES / SINCE 2019

Rk.	Player	FFs
1.	Marlon Humphrey	10
2.	Chuck Clark	4
	Marcus Peters	4

MARLON MAKES PLAYS

- In 2020, CB Marlon Humphrey led the NFL with 8 FFs (also standing as a Ravens' single-season record), en route to his second Pro Bowl nod.

- In 2020, Humphrey was one of only two NFL defenders (Jason Pierre-Paul) to record at least 2 sacks (2.5), 4 FFs (8) and 6 PD (8). He also became the first DB to register at least 8 FFs and a sack in NFL single-season history (records kept since 2000).

- Baltimore has never lost a game (11-0) when Humphrey records a takeaway.

- Humphrey's 11 defensive forced fumbles are tied with Oshiomogho Atogwe (2005-08) for the most by a defensive back in his first four seasons in NFL History (records kept since 2000).

- Humphrey's 70-yard FR-TD vs. NE in Week 9 of the 2019 season is the longest FR return in Ravens franchise history.

MARLON THE MAGNET

Since 2018, CB Marlon Humphrey's 41 passes defended tie for sixth most among all NFL defensive backs.

NFL PASSES DEFENSED / DEFENSIVE BACKS / SINCE 2018

Rk.	Player (Team)	PD
1.	James Bradberry (NYG)	46
2.	Carlton Davis (TB)	44
3.	Kyle Fuller (Den.)	43
	Stephon Gilmore (NE)	43
	Janoris Jenkins (Ten.)	43
6.	Marlon Humphrey (Bal.)	41
	Jaire Alexander (GB)	41
	Joe Haden (Pit.)	41
	Denzel Ward (Cle.)	41
10.	Ronald Darby (Den.)	40

PLAYER NOTES - WILLIAMS & QUEEN



BRANDON WILLIAMS
#98 | DEFENSIVE TACKLE

1X
PRO BOWLER

291
*NO. 2 ACTIVE
FRANCHISE TACKLES
LEADER

*CB JIMMY SMITH (381)

WILLIAMS ANCHORS RUN "D"

Pro Bowl DT Brandon Williams is one of the NFL's top D-linemen, helping Baltimore regularly produce a stout run defense. Since 2014, when Williams became a full-time starter, Baltimore has been especially strong vs. opposing ground games.

FEWEST RUSHING YARDS ALLOWED PER GAME / SINCE 2014

 Baltimore Ravens	96.7
 Seattle Seahawks	99.6
 Pittsburgh Steelers	102.2
 New York Jets	102.7
 Tampa Bay Buccaneers	103.5

LOWEST RUSHING AVG. ALLOWED PER CARRY / SINCE 2014

 New York Jets	3.88
 Tampa Bay Buccaneers	3.94
 Seattle Seahawks	4.00
 Baltimore Ravens	4.01
 Denver Broncos	4.02

BALTIMORE'S BEST DTs

MOST TACKLES BY RAVENS INTERIOR D-LINEMEN

Rk.	Player	Tackles	Years
1.	Kelly Gregg	515	2001-10
2.	Haloti Ngata	446	2006-14
3.	Brandon Williams	291	2013-present
4.	Tony Siragusa	159	1997-2001

MOST TACKLES FOR LOSS BY RAVENS INTERIOR D-LINEMEN

Rk.	Player	TFL	Years
1.	Haloti Ngata	43	2006-14
2.	Kelly Gregg	30	2001-10
3.	Brandon Williams	29	2013-present

(TFL became an official stat beginning in 2001.)

2020 FIRST-ROUND LINEBACKERS

In 2020, Ravens rookie ILB Patrick Queen and Panthers S Jeremy Chinn were the NFL's only rookie defenders with at least 100 tackles, 1 TFL, 1 sack, 1 INT, 1 FF, 1 FR and 1 TD. Below are the five LBs who were selected in 2020's first round.

2020 FIRST-ROUND NFL LINEBACKERS STATISTICS

Player (Pick / Team)	GP/GS	TT	TFL	S	INTs	FFs	FRs	TDs
Patrick Queen (28/Bal.)	16-16	105	9	3.0	1	2	2	1
Kenneth Murray (23/LAC)	16-16	107	5	1.0	0	0	0	0
Jordyn Brooks (27/Sea.)	14-6	57	2	0.0	0	0	0	0
Isaiah Simmons (8/Ari.)	16-7	46	4	2.0	1	1	1	0
K'Lavon Chaisson (20/Jax.)	16-3	19	3	1.0	0	0	0	0

QUEEN, MURRAY AND SIMMONS (BELOW) WERE NAMED TO THE PFWA ALL-ROOKIE TEAM (2020)



2020

PATRICK QUEEN



2020

KENNETH MURRAY



2020

ISAIAH SIMMONS

THE KING OF QUEENS IN 2020

- In Week 5 of 2020 vs. Cincinnati, ILB Patrick Queen posted a strip-sack and then recovered the ball. Queen became the second Ravens rookie to record a sack, FF and FR in a game, joining OLB Terrell Suggs, who accomplished the feat three times during his 2003 Defensive ROY campaign.
- In that 2020 Cincy game, Queen also had a 53-yard FR-TD, which is the fifth-longest FR-TD in Ravens history (sixth-longest overall). His performance earned him AFC Defensive Player of the Week honors for Week 5.
- Queen became the second NFL defender since 1987 to post 9-plus tackles, at least 2 FRs, 1 sack and 1 defensive TD in a game. Former Texans ILB Demeco Ryans was the other.



PATRICK QUEEN
#6 | INSIDE LINEBACKER

1
NFL DEFENDER (QUEEN) IN
2020 WHO POSTED AT LEAST
70 TACKLES, 3 SACKS, 2 FFs,
2 FRs, 1 INT & 1 DEFENSIVE TD

105
2020 TEAM LEADER
IN TACKLES

PLAYER NOTES - TUCKER



JUSTIN TUCKER
#9 | KICKER

- 11X** PLAYER OF THE WEEK [FRANCHISE RECORD]
- 7X** AFC SPECIAL TEAMS PLAYER OF THE MONTH
- 4X** PRO BOWLER
- 4X** FIRST-TEAM ALL-PRO
- 2X** SECOND-TEAM ALL-PRO

TUCKER RANKS NO. 1 ALL TIME

K Justin Tucker, the most accurate kicker ever, owns a 90.7% success mark. In 2020, for the fifth-consecutive season, he scored at least 130 points. The five 130-point outputs by Tucker tie an NFL record of consecutive seasons scoring 130-plus points (Stephen Gostkowski, 2011-15, & David Akers, 2008-12).

BEST CAREER FIELD GOAL PERCENTAGE [NFL HISTORY / MIN. 100 ATTEMPTS]

Rk.	Player (Team)	FGM - FGA	Pct.
1.	Justin Tucker (Bal.)	293-323	90.7
2.	Harrison Butker (KC)	123-136	90.4
3.	Josh Lambo (Jax.)	128-145	88.3
4.	Chris Boswell (Pit.)	149-169	88.2
5.	Wil Lutz (NO)	142-164	86.6

TUCKER HITS THE MARK

Since entering the league in 2012, K Justin Tucker ranks at or near the top of several NFL kicking categories:

293 Field Goals Made	1,232 Points Scored	90.7 Career FG Percentage
NFL's Most Since 2012	NFL's Most Since 2012	Best Mark in NFL History
131 40+ Yard FGM	42 50+ Yard FGM	6 Games w/ Dual 50+ FGM
NFL's Most Since 2012	NFL's 2nd Most Since 2012	NFL's 2nd Most Since 2012

TUCKER'S CHART TALK

MOST FIELD GOALS MADE / SINCE 2012

Rk.	Player (Team)	FGM
1.	Justin Tucker (Bal.)	293
2.	Stephen Gostkowski (FA)	251
3.	Greg Zuerlein (Dal.)	238
4.	Matt Prater (Ari.)	231
5.	Stephen Hauschka (retired)	223

MOST POINTS SCORED / SINCE 2012

Rk.	Player (Team)	Points
1.	Justin Tucker (Bal.)	1,232
2.	Stephen Gostkowski (FA)	1,163
3.	Matt Prater (Ari.)	1,065
4.	Mason Crosby (GB)	1,036
5.	Greg Zuerlein (Dal.)	1,013

BEST FIELD GOAL PERCENTAGE ROOKIES / NFL HISTORY

Rk.	Player (Year)	FGM - FGA	Pct.
1.	Michael Badgley (2018)	15-16	93.8
2.	Blair Walsh (2012)	35-38	92.1
3.	Justin Tucker (2012)	30-33	90.9
4.	Harrison Butker (2017)	38-42	90.5
5.	Jason Sanders (2018)	18-20	90.0

BEST FIELD GOAL PERCENTAGE RAVENS SINGLE-SEASON HISTORY [MIN. 16 ATT.]

Rk.	Player (Year)	FGM - FGA	Pct.
1.	Justin Tucker (2016)	38-39	97.4
2.	Justin Tucker (2019)	28-29	96.6
3.	Matt Stover (2006)	28-30	93.3
4.	Justin Tucker (2013)	38-41	92.7
5.	Justin Tucker (2017)	34-37	91.9

CONSECUTIVE FIELD GOALS MADE / ALL-TIME STREAKS

Rk.	Player (Team)	FGM
1.	Adam Vinatieri (2015-16)	44
2.	Mike Vanderjagt (2002-04)	42
3.	Gary Anderson (1997-98)	40
4.	Matt Stover (2005-06)	36
5.	Justin Tucker (2015-16)	35
	Adam Vinatieri (2013-14)	35

16 GAME-WINNING FIELD GOALS

- 2020: Week 14 at Cle., 55 yds
- 2019: Week 13 vs. SF, 49 yds
- 2019: Week 5 at Pit., 46 yds OT
- 2018: Week 11 vs. Cin., 24 yds
- 2016: Week 3 at Jax., 53 yds
- 2016: Week 2 at Cle., 49 yds
- 2015: Week 11 vs. STL, 47 yds
- 2015: Week 8 vs. SD, 39 yds
- 2015: Week 4 at Pit., 52 yds OT
- 2014: Week 3 at Cle., 32 yds
- 2013: Week 15 at Det., 61 yds
- 2013: Week 10 vs. Cin., 46 yds OT
- 2013: Week 5 at Mia., 44 yds
- 2012: Div. at Den., 47 yds 2OT
- 2012: Week 12 at SD, 38 yds OT
- 2012: Week 3 vs. NE, 27 yds

PLAYER NOTES – TUCKER

TUCKER TIDBITS

- Since PATs were moved back to the 15-yard line in 2015, Tucker (243-of-247) has produced the NFL's second-best PAT percentage (98.4). Brett Maher's 68-of-69 ranks first (98.6).
- Tucker's 92.3 career FG% when kicking on grass (179-of-194) ranks as the NFL's best of all time. His 94.7 career FG% in the second half/OT (144-of-152) also ranks as the NFL's best such mark of all time.
- Tucker is a seven-time AFC Special Teams Player of the Month. He has also earned a team-record 11 AFC ST Player of the Week honors.
- Tucker's 6 FGs on 12/16/13 at Det. set a team record and a single-game NFL high in 2013. He became the first kicker ever to connect from the 20-, 30-, 40-, 50- & 60-yard range in a game.

PLAYER OF THE MONTH AWARDS

PLAYER OF THE MONTH AWARDS / SINCE AWARD INCEPTION

Rk.	Player	No.
1.	Tom Brady	11
2.	Peyton Manning	8
	Aaron Rodgers	8
4.	Justin Tucker	7
5.	Brett Favre	6
	Barry Sanders	6
	Bruce Smith	6
	J.J. Watt	6
	Steve Young	6

FAST & FURIOUS

Since entering the league in 2012, K Justin Tucker has reached several marks faster than any other player in NFL history:



YEAR 10: MILESTONES IN THE MAKING

• K Justin Tucker needs 98 points to tie Stephen Gostkowski (1,330 points) for the most points scored through a player's first 10 seasons in NFL history.

Tucker also:

- Needs 10 more FGAs to tie Jason Elam (333 FGAs) for the most through a kicker's first 10 seasons in NFL history. Tucker's 293 FGM are already an NFL record through a kicker's first 10 seasons.
- Needs four games with multiple FGM to tie Stephen Gostkowski (95 games) for the most such performances through a player's first 10 seasons in NFL history.

CLUB 30

In 2018, K Justin Tucker became the first kicker in NFL history to produce six seasons with 30-or-more FGs made.

MOST SEASONS WITH 30-PLUS FIELD GOALS MADE (NFL HISTORY)

Rk.	Player	Seasons
1.	Justin Tucker	6
2.	David Akers	5
	John Carney	5
	Robbie Gould	5

2016: THE BEST SEASON EVER?


- In 2016, All-Pro K Justin Tucker connected on 38-of-39 FGAs (lone miss was a block), posting the then-fifth-best pct. (97.4) in NFL single-season history. In addition to making 35-straight FGs at one point (tied for fifth-best streak ever), here are facts about his season, arguably the best ever by a kicker:
 - Tucker's 38 FGs made ranked No. 1 in the NFL. He was also 27-of-27 on PATs. An NFL single-season record 24 of Tucker's 38 FGs made in 2016 came from 40 yards or beyond.
 - Tucker's 10 FGs of 50-plus yards are a Ravens' single-season record. They tie (Blair Walsh, 2012 & Brandon McManus, 2020) for the most in NFL history. (Tucker was a perfect 10-for-10 from 50 yards and out during the 2016 season.)
 - Tucker's 141 points ranked second in the league only behind Atlanta's Matt Bryant (158).
 - In Week 12 of 2016 vs. Cincy, Tucker became just the ninth kicker (12 have now done it) in league history to make 3 FGs of 50-plus yards in a single game (52, 57 & 54). He is also the first kicker in NFL history to make 3 FGs of 50-plus yards in the first half of a game. (These feats earned him AFC ST POW honors.)

BEST FIELD GOAL PERCENTAGE / NFL SINGLE-SEASON HISTORY

Rk.	Player (Year)	FGM - FGA	Pct.
1.	Gary Anderson (1998)	35-35	100.0
	Mason Crosby (2020)	16-16	100.0
	Jason Myers (2020)	16-16	100.0
	Mike Vanderjagt (2003)	37-37	100.0
	Jeff Wilkins (2000)	17-17	100.0
	Tony Zendejas (1991)	17-17	100.0
7.	Justin Tucker (2016)	38-39	97.4



PLAYER NOTES - KOCH



SAM KOCH
#4 | PUNTER

IX PRO BOWLER & SECOND-TEAM ALL-PRO

“No matter what, this guy is never satisfied about what he’s done in practice. Even when he has a great day in practice, he’ll tell you: ‘Nope, it wasn’t good enough.’”

- ST Coordinator Chris Horton on P Sam Koch

SAM IN THE 20

P Sam Koch is the Ravens’ all-time leader in punts inside the 20 (428). In 2017, he posted a franchise-record 40 boots inside the 20, which ranked as the NFL’s most.

MOST PUNTS INSIDE THE 20

RAVENS HISTORY		RAVENS SINGLE SEASON			
Rk.	Player	Inside 20	Rk.	Player (Year)	Inside 20
1.	Sam Koch	428	1.	Sam Koch (2017)*	40
2.	Kyle Richardson	128	2.	Sam Koch (2010)	39
3.	Dave Zastudil	89		Kyle Richardson (1999)	39

*In 2017, Koch’s 40 punts inside the 20 ranked No. 1 in the NFL

KOCH DOMINATED IN 2017

No punter in 2017 was more dominant at pinning opponents deep in their own territory than P Sam Koch.

PUNTS INSIDE 20 [NFL RANK]	PUNTS INSIDE 10 [NFL RANK]	PUNTS INSIDE 5 [NFL RANK]
1	1	2
Sam Koch 40 Chris Jones 34 Two Players 33	Sam Koch 16 Marquette King... 14 Three Players 13	Andy Lee 6 Sam Koch 5 Three Others 5

FAST FACTS

- In Week 4 of 2020 at Washington, P Sam Koch completed a 15-yard pass to WR Miles Boykin on a fourth-and-9 fake punt. Among players with at least 5 career passes, Koch holds the NFL record with a 100% completion rate, going 7-of-7 for 82 yards and a 115.5 rating.
- In 2020, Koch was the NFL’s only punter to place at least 20 punts inside in the 20-yard line (22) and have no more than 1 TB.

RAVENS ALL-TIME LEADER

P Sam Koch owns a 45.3 career gross average and 39.7 career net, both marks that rank first in Ravens history. In 2014, he posted a career-high and team-record 47.4-yard gross (matched again in 2018) and 43.3-yard net average.

CAREER GROSS AVERAGE [RAVENS HISTORY]

Rk.	Player	Average
1.	Sam Koch	45.3
2.	Greg Montgomery	43.2
3.	Dave Zastudil	41.6

CAREER NET AVERAGE [RAVENS HISTORY]

Rk.	Player	Average
1.	Sam Koch	39.7
2.	Greg Montgomery	37.2
3.	Kyle Richardson	35.4

PINNING ‘EM DEEP

Dating back to 2006, when he entered the NFL, P Sam Koch’s 428 punts inside the 20 rank second in the NFL.

NFL PUNTS INSIDE THE 20 / SINCE 2006

Rk.	Player (Team)	Inside the 20
1.	Dustin Colquitt (FA)	443
2.	Sam Koch (Bal.)	428
3.	Andy Lee (Ari.)	408

RAVENS IRONMEN

RAVENS CONSECUTIVE GAMES PLAYED ALL-TIME STREAKS

Rk.	Player	Games	Years
1.	Sam Koch	239	2006-20
2.	Justin Tucker	145	2012-present
3.	Jarret Johnson	129	2003-11

BALTIMORE RAVENS MOST ALL-TIME GAMES PLAYED

Rk.	Player	Games	Years
1.	Sam Koch	240	2006-present
2.	Terrell Suggs	229	2003-18
3.	Ray Lewis	228	1996-2012
4.	Matt Stover	207	1996-2008
5.	Jonathan Ogden	177	1996-2007
	Marshal Yanda	177	2007-19

ESPN’S KEVIN SEIFERT ON SAM KOCH’S ARSENAL OF PUNTS:

“Some are designed to hook toward the sideline with maximum hang time. Others use an intentionally low trajectory to aid coverage teams. He has a knuckler and one kick that drops, from the returner’s perspective, roughly in the shape of the letter ‘S.’ He’s debuted a ‘boomerang’ punt that does just what you would imagine it might. Most, but not all, of these punts are intended to discourage a clean catch and minimize the return. ... Sam Koch and the Ravens have introduced a new way to punt.”

ALPHABETICAL ROSTER

NO.	NAME	POS	HT	WT	DOB	EXP	COLLEGE	HOMETOWN	HOW ACQ
89	Andrews, Mark	TE	6-5	256	09/06/95	4	Oklahoma	Scottsdale, AZ	D3b '18
23	Averett, Anthony	CB	5-11	184	11/30/94	4	Alabama	Woodbury, NJ	D4a '18
49	Board, Chris	ILB	6-2	237	07/23/95	4	North Dakota State	Orlando, FL	FA '18
54	Bowser, Tyus	OLB	6-3	242	05/23/95	5	Houston	Tyler, TX	D2 '17
77	Bozeman, Bradley	C/G	6-5	325	11/24/94	4	Alabama	Roanoke, AL	D6c '18
5	Brown, Marquise	WR	5-9	180	06/04/97	3	Oklahoma	Hollywood, FL	D1 '19
93	Campbell, Calais	DE	6-8	300	09/01/86	14	Miami (Fla)	Denver, CO	TR (Jax.) '20
36	Clark, Chuck	S	6-0	205	04/19/95	5	Virginia Tech	Suffolk, VA	D6 '17
66	Cleveland, Ben	G	6-6	357	08/25/98	R	Georgia	Toccoa, GA	D3a '21
63	Colon, Trystan	C/G	6-3	313	03/23/98	2	Missouri	Webb City, MO	FA '20
13	Duvernay, Devin	WR	5-11	200	09/12/97	2	Texas	Sachse, TX	D3b '20
32	Elliott, DeShon	S	6-1	210	04/21/97	4	Texas	Dallas, TX	D6a '18
45	Ferguson, Jaylon	OLB	6-5	270	12/14/95	3	Louisiana Tech	St. Francisville, LA	D3a '19
40	Harrison, Malik	ILB	6-3	247	03/05/98	2	Ohio State	Columbus, OH	D3c '20
59	Hayes, Daelin	OLB	6-4	253	05/16/98	R	Notre Dame	Belleville, MI	D5b '21
50	Houston, Justin	OLB	6-3	270	01/21/89	11	Georgia	Statesboro, GA	FA '21
44	Humphrey, Marlon	CB	6-0	197	07/08/96	5	Alabama	Hoover, AL	D1 '17
2	Huntley, Tyler	QB	6-1	196	02/03/98	2	Utah	Hallandale Beach, FL	FA '20
8	Jackson, Lamar	QB	6-2	212	01/07/97	4	Louisville	Pompano Beach, FL	D1b '18
4	Koch, Sam	P	6-1	222	08/13/82	16	Nebraska	Seward, NE	D6a '06
92	Madubuike, Justin	DT	6-3	300	11/17/97	2	Texas A&M	McKinney, TX	D3a '20
90	McPhee, Pernell	OLB	6-3	269	12/17/88	11	Mississippi State	Pahokee, FL	(Was.) '19
65	Mekari, Patrick	G/C	6-4	308	08/13/97	3	Cal-Berkeley	Westlake Village, CA	FA '19
46	Moore, Nick	LS	6-2	248	12/09/92	2	Georgia	Snellville, GA	FA '20
28	Murray, Latavius	RB	6-3	230	01/18/90	9	Central Florida	Nedrow, NY	FA '21
84	Oliver, Josh	TE	6-5	249	03/21/97	3	San Jose State	Paso Robles, CA	TR (Jax.) '21
99	Oweh, Odafe	OLB	6-5	251	12/15/98	R	Penn State	Hackensack, NJ	D1b '21
72	Powers, Ben	G	6-4	310	10/29/96	3	Oklahoma	Wichita, KS	D4b '19
11	Proche II, James	WR	5-11	201	09/20/96	2	Southern Methodist	Dallas, TX	D6 '20
6	Queen, Patrick	ILB	6-0	232	08/13/99	2	Louisiana State	Ventress, LA	D1 '20
42	Ricard, Patrick	FB/DL	6-3	303	05/27/94	5	Maine	Spencer, MA	FA '17
22	Smith, Jimmy	CB	6-2	210	07/26/88	11	Colorado	Colton, CA	D1 '11
79	Stanley, Ronnie	T	6-6	315	03/18/94	6	Notre Dame	Las Vegas, NV	D1 '16
21	Stephens, Brandon	DB	6-1	213	12/29/97	R	Southern Methodist	Plano, TX	D3b '21
26	Stone, Geno	S	5-11	207	04/19/99	2	Iowa	New Castle, PA	D7 '20
85	Tomlinson, Eric	TE	6-6	263	04/22/92	5	UTEP	Oklahoma City, OK	FA '20
9	Tucker, Justin	K	6-1	183	11/21/89	10	Texas	Austin, TX	FA '12
78	Villanueva, Alejandro	T	6-9	320	09/22/88	7	Army	Meridian, MS	FA '21
16	Wallace, Tylan	WR	5-11	193	05/13/99	R	Oklahoma State	Fort Worth, TX	D4 '21
29	Washington, Ar'Darius	S	5-8	176	11/02/99	R	Texas Christian	Shreveport, LA	FA '21
96	Washington, Broderick	DT	6-2	305	12/04/96	2	Texas Tech	Longview, TX	D5 '20
14	Watkins, Sammy	WR	6-1	211	06/14/93	8	Clemson	Fort Myers, FL	UFA (KC) '21
57	Welch, Kristian	LB	6-3	240	05/24/98	2	Iowa	Iola, WI	FA '20
30	Westry, Chris	CB	6-4	197	07/10/97	2	Kentucky	Orange Park, FL	FA '21
98	Williams, Brandon	DT	6-1	336	02/21/89	9	Missouri Southern St.	Kirkwood, MO	D3 '13
34	Williams, Ty'Son	RB	6-0	220	09/20/96	2	BYU	Sumter, SC	FA '20
95	Wolfe, Derek	DE	6-5	285	02/24/90	10	Cincinnati	East Liverpool, OH	UFA (Den.) '20
25	Young, Tavon	CB	5-9	185	03/14/94	6	Temple	Oxon Hill, MD	D4a '16
70	Zeitler, Kevin	G	6-4	315	03/08/90	9	Wisconsin	Waukesha, WI	FA '21

Practice Squad (16)

17	Bell, Le'Veon	RB	6-1	225	02/18/92	8	Michigan State	Reynoldsburg, OH	FA '21
56	Bynes, Josh	ILB	6-1	235	08/24/89	10	Auburn	Lauderdale Lakes, FL	FA '21
68	Ealy, Adrian	T	6-6	321	08/07/99	R	Oklahoma	Gonzales, LA	FA '21
71	Ellis, Justin	DT	6-2	350	12/27/90	8	Louisiana Tech	Neville, LA	FA '19
33	Freeman, Devonta	RB	5-8	206	03/15/92	8	Florida State	Miami, FL	FA '21
48	Gallagher, Blake	LB	6-0	224	06/01/98	R	Northwestern	Raynhem, MA	FA '21
82	Gray, Devin	WR	5-11	183	06/15/95	1	Cincinnati	Reno, NV	FA '21
41	Levine Sr., Anthony	DB/LB	5-11	207	03/27/87	10	Tennessee State	Abbeville, LA	FA '12
69	McKenzie, Kahlil	DT	6-3	326	01/03/97	2	Tennessee	Green Bay, WI	FA '21
7	McSorley, Trace	QB	6-0	202	08/23/95	3	Penn State	Ashburn, VA	D6 '19
10	Moore, Jaylon	WR	5-11	191	07/01/97	1	Tennessee-Martin	Memphis, TN	FA '20
83	Poljan, Tony	TE	6-7	251	04/25/97	R	Virginia	Lansing, MI	FA '21
94	Smith, Chris	OLB	6-1	266	02/11/92	8	Arkansas	Mount Ulla, NC	FA '21
18	Townsend, Johnny	P	6-1	205	02/14/95	2	Florida	Orlando, FL	FA '20
15	Verity, Jake	K	6-2	197	12/23/97	R	East Carolina	Bremen, GA	FA '21
81	Victor, Binjimen	WR	6-4	199	01/15/97	1	Ohio State	Pompano Beach, FL	FA '21

Reserve/NFIN (1)

60	James, Ja'Wuan	T	6-6	312	06/03/92	7	Tennessee	Atlanta, GA	FA '21
----	----------------	---	-----	-----	----------	---	-----------	-------------	--------

Injured Reserve (13)

51	Alaka, Otaru	ILB	6-3	239	05/18/96	3	Texas A&M	Houston, TX	FA '19
12	Bateman, Rashod	WR	6-1	193	11/29/99	R	Minnesota	Tifton, GA	D1a '21
80	Boykin, Miles	WR	6-4	220	10/12/96	3	Notre Dame	New Lenox, IL	D3b '19
86	Boyle, Nick	TE	6-4	270	02/17/93	7	Delaware	Sussex, NJ	D5a '15
97	Crawford, Aaron	DT	6-1	315	11/04/97	2	North Carolina	Ashburn, VA	FA '20
27	Dobbins, J.K.	RB	5-10	212	12/17/98	2	Ohio State	La Grange, TX	D2 '20
31	Dorsey, Khalil	CB	5-9	181	03/31/98	2	Northern Arizona	Ontario, CA	FA '20
35	Edwards, Gus	RB	6-1	238	04/13/95	4	Rutgers	Liberia	FA '18
3	Fort, L.J.	ILB	6-0	232	01/03/90	7	Northern Iowa	Waynesville, MO	FA '19
91	Kelly, Xavier	DT	6-6	306	10/02/97	R	Arkansas	Wichita, KA	FA '21
37	Marshall, Iman	CB	6-1	210	02/27/97	3	Southern California	Long Beach, CA	D4c '19
24	Peters, Marcus	CB	6-0	197	01/09/93	7	Washington	Oakland, CA	TR (LAR) '19
74	Phillips, Tyre	G/T	6-5	330	01/29/97	2	Mississippi State	Grenada, MS	D3d '20



NUMERICAL ROSTER

NO.	NAME	POS	HT	WT	DOB	EXP	COLLEGE	HOMETOWN	HOW ACQ
2	Tyler Huntley	QB	6-1	196	02/03/98	2	Utah	Hallandale Beach, FL	FA '20
4	Sam Koch	P	6-1	222	08/13/82	16	Nebraska	Seward, NE	D6a '06
5	Marquise Brown	WR	5-9	180	06/04/97	3	Oklahoma	Hollywood, FL	D1 '19
6	Patrick Queen	ILB	6-0	232	08/13/99	2	Louisiana State	Ventress, LA	D1 '20
8	Lamar Jackson	QB	6-2	212	01/07/97	4	Louisville	Pompano Beach, FL	D1b '18
9	Justin Tucker	K	6-1	183	11/21/89	10	Texas	Austin, TX	FA '12
11	James Proche II	WR	5-11	201	09/20/96	2	Southern Methodist	Dallas, TX	D6 '20
13	Devin Duvernay	WR	5-11	200	09/12/97	2	Texas	Sachse, TX	D3b '20
14	Sammy Watkins	WR	6-1	211	06/14/93	8	Clemson	Fort Myers, FL	UFA (KC) '21
16	Tylan Wallace	WR	5-11	193	05/13/99	R	Oklahoma State	Fort Worth, TX	D4 '21
21	Brandon Stephens	DB	6-1	213	12/29/97	R	Southern Methodist	Plano, TX	D3b '21
22	Jimmy Smith	CB	6-2	210	07/26/88	11	Colorado	Colton, CA	D1 '11
23	Anthony Averett	CB	5-11	184	11/30/94	4	Alabama	Woodbury, NJ	D4a '18
25	Tavon Young	CB	5-9	185	03/14/94	6	Temple	Oxon Hill, MD	D4a '16
26	Geno Stone	S	5-11	207	04/19/99	2	Iowa	New Castle, PA	D7 '20
28	Lataavius Murray	RB	6-3	230	01/18/90	9	Central Florida	Nedrow, NY	FA '21
29	Ar'Darius Washington	S	5-8	176	11/02/99	R	Texas Christian	Shreveport, LA	FA '21
30	Chris Westry	CB	6-4	197	07/10/97	2	Kentucky	Orange Park, FL	FA '21
32	DeShon Elliott	S	6-1	210	04/21/97	4	Texas	Dallas, TX	D6a '18
34	Ty'Son Williams	RB	6-0	220	09/20/96	2	BYU	Sumter, SC	FA '20
36	Chuck Clark	S	6-0	205	04/19/95	5	Virginia Tech	Suffolk, VA	D6 '17
40	Malik Harrison	ILB	6-3	247	03/05/98	2	Ohio State	Columbus, OH	D3c '20
42	Patrick Ricard	FB/DL	6-3	303	05/27/94	5	Maine	Spencer, MA	FA '17
44	Marlon Humphrey	CB	6-0	197	07/08/96	5	Alabama	Hoover, AL	D1 '17
45	Jaylon Ferguson	OLB	6-5	270	12/14/95	3	Louisiana Tech	St. Francisville, LA	D3a '19
46	Nick Moore	LS	6-2	248	12/09/92	2	Georgia	Snellville, GA	FA '20
49	Chris Board	ILB	6-2	237	07/23/95	4	North Dakota State	Orlando, FL	FA '18
50	Justin Houston	OLB	6-3	270	01/21/89	11	Georgia	Statesboro, GA	FA '21
54	Tyus Bowser	OLB	6-3	242	05/23/95	5	Houston	Tyler, TX	D2 '17
57	Kristian Welch	LB	6-3	240	05/24/98	2	Iowa	Iola, WI	FA '20
59	Daelin Hayes	OLB	6-4	253	05/16/98	R	Notre Dame	Belleville, MI	D5b '21
63	Trystan Colon	C/G	6-3	313	03/23/98	2	Missouri	Webb City, MO	FA '20
65	Patrick Mekari	G/C	6-4	308	08/13/97	3	Cal-Berkeley	Westlake Village, CA	FA '19
66	Ben Cleveland	G	6-6	357	08/25/98	R	Georgia	Toccoa, GA	D3a '21
70	Kevin Zeitler	G	6-4	315	03/08/90	9	Wisconsin	Waukesha, WI	FA '21
72	Ben Powers	G	6-4	310	10/29/96	3	Oklahoma	Wichita, KS	D4b '19
77	Bradley Bozeman	C/G	6-5	325	11/24/94	4	Alabama	Roanoke, AL	D6c '18
78	Alejandro Villanueva	T	6-9	320	09/22/88	7	Army	Meridian, MS	FA '21
79	Ronnie Stanley	T	6-6	315	03/18/94	6	Notre Dame	Las Vegas, NV	D1 '16
84	Josh Oliver	TE	6-5	249	03/21/97	3	San Jose State	Paso Robles, CA	TR (Jax.) '21
85	Eric Tomlinson	TE	6-6	263	04/22/92	5	UTEP	Oklahoma City, OK	FA '20
89	Mark Andrews	TE	6-5	256	09/06/95	4	Oklahoma	Scottsdale, AZ	D3b '18
90	Pernell McPhee	OLB	6-3	269	12/17/88	11	Mississippi State	Pahokee, FL	(Was.) '19
92	Justin Madubuike	DT	6-3	300	11/17/97	2	Texas A&M	McKinney, TX	D3a '20
93	Calais Campbell	DE	6-8	300	09/01/86	14	Miami (Fla)	Denver, CO	TR (Jax.) '20
95	Derek Wolfe	DE	6-5	285	02/24/90	10	Cincinnati	East Liverpool, OH	UFA (Den.) '20
96	Broderick Washington	DT	6-2	305	12/04/96	2	Texas Tech	Longview, TX	D5 '20
98	Brandon Williams	DT	6-1	336	02/21/89	9	Missouri Southern St.	Kirkwood, MO	D3 '13
99	Odafe Oweh	OLB	6-5	251	12/15/98	R	Penn State	Hackensack, NJ	D1b '21

Practice Squad (16)

7	Trace McSorley	QB	6-0	202	08/23/95	3	Penn State	Ashburn, VA	D6 '19
10	Jaylon Moore	WR	5-11	191	07/01/97	1	Tennessee-Martin	Memphis, TN	FA '20
15	Jake Verity	K	6-2	197	12/23/97	R	East Carolina	Bremen, GA	FA '21
17	Le'Veon Bell	RB	6-1	225	02/18/92	8	Michigan State	Reynoldsburg, OH	FA '21
18	Johnny Townsend	P	6-1	205	02/14/95	2	Florida	Orlando, FL	FA '20
33	Devonta Freeman	RB	5-8	206	03/15/92	8	Florida State	Miami, FL	FA '21
41	Anthony Levine Sr.	DB/LB	5-11	207	03/27/87	10	Tennessee State	Abbeville, LA	FA '12
48	Blake Gallagher	LB	6-0	224	06/01/98	R	Northwestern	Raynhem, MA	FA '21
56	Josh Bynes	ILB	6-1	235	08/24/89	10	Auburn	Lauderdale Lakes, FL	FA '21
68	Adrian Ealy	T	6-6	321	08/07/99	R	Oklahoma	Gonzales, LA	FA '21
69	Kahlil McKenzie	DT	6-3	326	01/03/97	2	Tennessee	Green Bay, WI	FA '21
71	Justin Ellis	DT	6-2	350	12/27/90	8	Louisiana Tech	Neville, LA	FA '19
81	Binjimen Victor	WR	6-4	199	01/15/97	1	Ohio State	Pompano Beach, FL	FA '21
82	Devin Gray	WR	5-11	183	06/15/95	1	Cincinnati	Reno, NV	FA '21
83	Tony Poljan	TE	6-7	251	04/25/97	R	Virginia	Lansing, MI	FA '21
94	Chris Smith	OLB	6-1	266	02/11/92	8	Arkansas	Mount Ulla, NC	FA '21

Reserve/NFIN (1)

60	Ja'Wuan James	T	6-6	312	06/03/92	7	Tennessee	Atlanta, GA	FA '21
----	---------------	---	-----	-----	----------	---	-----------	-------------	--------

Injured Reserve (13)

3	L.J. Fort	ILB	6-0	232	01/03/90	7	Northern Iowa	Waynesville, MO	FA '19
12	Rashod Bateman	WR	6-1	193	11/29/99	R	Minnesota	Tifton, GA	D1a '21
24	Marcus Peters	CB	6-0	197	01/09/93	7	Washington	Oakland, CA	TR (LAR) '19
27	J.K. Dobbins	RB	5-10	212	12/17/98	2	Ohio State	La Grange, TX	D2 '20
31	Khalil Dorsey	CB	5-9	181	03/31/98	2	Northern Arizona	Ontario, CA	FA '20
35	Gus Edwards	RB	6-1	238	04/13/95	4	Rutgers	Liberia	FA '18
37	Iman Marshall	CB	6-1	210	02/27/97	3	Southern California	Long Beach, CA	D4c '19
51	Otaro Alaka	ILB	6-3	239	05/18/96	3	Texas A&M	Houston, TX	FA '19
74	Tyre Phillips	G/T	6-5	330	01/29/97	2	Mississippi State	Grenada, MS	D3d '20
80	Miles Boykin	WR	6-4	220	10/12/96	3	Notre Dame	New Lenox, IL	D3b '19
86	Nick Boyle	TE	6-4	270	02/17/93	7	Delaware	Sussex, NJ	D5a '15
91	Xavier Kelly	DT	6-6	306	10/02/97	R	Arkansas	Wichita, KA	FA '21
97	Aaron Crawford	DT	6-1	315	11/04/97	2	North Carolina	Ashburn, VA	FA '20



POSITIONAL ROSTER

NO.	NAME	POS.	HT.	WT.	AGE	EXP.	COLLEGE	HOMETOWN	HOW ACQ.
QUARTERBACKS (3)									
2	Tyler Huntley	QB	6-1	196	23	2	Utah	Hallandale Beach, FL	FA '20
7	Trace McSorley (PS)	QB	6-0	202	26	3	Penn State	Ashburn, VA	D6 '19
8	Lamar Jackson	QB	6-2	212	24	4	Louisville	Pompano Beach, FL	D1b '18
RUNNING BACKS (7)									
17	Le'Veon Bell (PS)	RB	6-1	225	29	8	Michigan State	Reynoldsburg, OH	FA '21
27	J.K. Dobbins (IR)	RB	5-10	212	22	2	Ohio State	La Grange, TX	D2 '20
28	Lataavius Murray	RB	6-3	230	31	9	Central Florida	Nedrow, NY	FA '21
33	Devonta Freeman (PS)	RB	5-8	206	29	8	Florida State	Miami, FL	FA '21
34	Ty'Son Williams	RB	6-0	220	24	2	BYU	Sumter, SC	FA '20
35	Gus Edwards (IR)	RB	6-1	238	26	4	Rutgers	Liberia	FA '18
42	Patrick Ricard	FB/DL	6-3	303	27	5	Maine	Spencer, MA	FA '17
WIDE RECEIVERS (10)									
5	Marquise Brown	WR	5-9	180	24	3	Oklahoma	Hollywood, FL	D1 '19
10	Jaylon Moore (PS)	WR	5-11	191	24	1	Tennessee-Martin	Memphis, TN	FA '20
11	James Proche II	WR	5-11	201	24	2	Southern Methodist	Dallas, TX	D6 '20
12	Rashod Bateman (IR)	WR	6-1	193	21	R	Minnesota	Tifton, GA	D1a '21
13	Devin Duvernay	WR	5-11	200	24	2	Texas	Sachse, TX	D3b '20
14	Sammy Watkins	WR	6-1	211	28	8	Clemson	Fort Myers, FL	UFA (KC) '21
16	Tylan Wallace	WR	5-11	193	22	R	Oklahoma State	Fort Worth, TX	D4 '21
80	Miles Boykin (IR)	WR	6-4	220	24	3	Notre Dame	New Lenox, IL	D3b '19
81	Binjimen Victor (PS)	WR	6-4	199	24	1	Ohio State	Pompano Beach, FL	FA '21
82	Devin Gray (PS)	WR	5-11	183	26	1	Cincinnati	Reno, NV	FA '21
TIGHT ENDS (5)									
83	Tony Poljan (PS)	TE	6-7	251	24	R	Virginia	Lansing, MI	FA '21
84	Josh Oliver	TE	6-5	249	24	3	San Jose State	Paso Robles, CA	TR (Jax.) '21
85	Eric Tomlinson	TE	6-6	263	29	5	UTEP	Oklahoma City, OK	FA '20
86	Nick Boyle (IR)	TE	6-4	270	28	7	Delaware	Sussex, NJ	D5a '15
89	Mark Andrews	TE	6-5	256	26	4	Oklahoma	Scottsdale, AZ	D3b '18
OFFENSIVE LINE (11)									
60	Ja'Wuan James (R/NFIN)	T	6-6	312	29	7	Tennessee	Atlanta, GA	FA '21
63	Trystan Colon	C/G	6-3	313	23	2	Missouri	Webb City, MO	FA '20
65	Patrick Mekari	G/C	6-4	308	24	3	Cal-Berkeley	Westlake Village, CA	FA '19
66	Ben Cleveland	G	6-6	357	23	R	Georgia	Toccoa, GA	D3a '21
68	Adrian Ealy (PS)	T	6-6	321	22	R	Oklahoma	Gonzales, LA	FA '21
70	Kevin Zeitler	G	6-4	315	31	9	Wisconsin	Waukesha, WI	FA '21
72	Ben Powers	G	6-4	310	24	3	Oklahoma	Wichita, KS	D4b '19
74	Tyre Phillips (IR)	G/T	6-5	330	24	2	Mississippi State	Grenada, MS	D3d '20
77	Bradley Bozeman	C/G	6-5	325	26	4	Alabama	Roanoke, AL	D6c '18
78	Alejandro Villanueva	T	6-9	320	32	7	Army	Meridian, MS	FA '21
79	Ronnie Stanley	T	6-6	315	27	6	Notre Dame	Las Vegas, NV	D1 '16
LINEBACKERS (15)									
3	L.J. Fort (IR)	ILB	6-0	232	31	7	Northern Iowa	Waynesville, MO	FA '19
6	Patrick Queen	ILB	6-0	232	22	2	Louisiana State	Ventress, LA	D1 '20
40	Malik Harrison	ILB	6-3	247	23	2	Ohio State	Columbus, OH	D3c '20
45	Jaylon Ferguson	OLB	6-5	270	25	3	Louisiana Tech	St. Francisville, LA	D3a '19
48	Blake Gallagher (PS)	LB	6-0	224	23	R	Northwestern	Raynhem, MA	FA '21
49	Chris Board	ILB	6-2	237	26	4	North Dakota State	Orlando, FL	FA '18
50	Justin Houston	OLB	6-3	270	32	11	Georgia	Statesboro, GA	FA '21
51	Otaro Alaka (IR)	ILB	6-3	239	25	3	Texas A&M	Houston, TX	FA '19
54	Tyus Bowser	OLB	6-3	242	26	5	Houston	Tyler, TX	D2 '17
56	Josh Bynes (PS)	ILB	6-1	235	32	10	Auburn	Lauderdale Lakes, FL	FA '21
57	Kristian Welch	LB	6-3	240	23	2	Iowa	Iola, WI	FA '20
59	Daelin Hayes	OLB	6-4	253	23	R	Notre Dame	Belleville, MI	D5b '21
90	Pernell McPhee	OLB	6-3	269	32	11	Mississippi State	Pahokee, FL	(Was.) '19
94	Chris Smith (PS)	OLB	6-1	266	29	8	Arkansas	Mount Ulla, NC	FA '21
99	Odafe Oweh	OLB	6-5	251	22	R	Penn State	Hackensack, NJ	D1b '21
DEFENSIVE BACKS (14)									
21	Brandon Stephens	DB	6-1	213	23	R	Southern Methodist	Plano, TX	D3b '21
22	Jimmy Smith	CB	6-2	210	33	11	Colorado	Colton, CA	D1 '11
23	Anthony Averett	CB	5-11	184	26	4	Alabama	Woodbury, NJ	D4a '18
24	Marcus Peters (IR)	CB	6-0	197	28	7	Washington	Oakland, CA	TR (LAR) '19
25	Tavon Young	CB	5-9	185	27	6	Temple	Oxon Hill, MD	D4a '16
26	Geno Stone	S	5-11	207	22	2	Iowa	New Castle, PA	D7 '20
29	Ar'Darius Washington	S	5-8	176	21	R	Texas Christian	Shreveport, LA	FA '21
30	Chris Westry	CB	6-4	197	24	2	Kentucky	Orange Park, FL	FA '21
31	Khalil Dorsey (IR)	CB	5-9	181	23	2	Northern Arizona	Ontario, CA	FA '20
32	DeShon Elliott	S	6-1	210	24	4	Texas	Dallas, TX	D6a '18
36	Chuck Clark	S	6-0	205	26	5	Virginia Tech	Suffolk, VA	D6 '17
37	Iman Marshall (IR)	CB	6-1	210	24	3	Southern California	Long Beach, CA	D4c '19
41	Anthony Levine Sr. (PS)	DB/LB	5-11	207	34	10	Tennessee State	Abbeville, LA	FA '12
44	Marlon Humphrey	CB	6-0	197	25	5	Alabama	Hoover, AL	D1 '17
DEFENSIVE LINE (9)									
69	Kahlil McKenzie (PS)	DT	6-3	326	24	2	Tennessee	Green Bay, WI	FA '21
71	Justin Ellis (PS)	DT	6-2	350	30	8	Louisiana Tech	Neville, LA	FA '19
91	Xavier Kelly (IR)	DT	6-6	306	23	R	Arkansas	Wichita, KA	FA '21
92	Justin Madubuike	DT	6-3	300	23	2	Texas A&M	McKinney, TX	D3a '20
93	Calais Campbell	DE	6-8	300	35	14	Miami (Fla)	Denver, CO	TR (Jax.) '20
95	Derek Wolfe	DE	6-5	285	31	10	Cincinnati	East Liverpool, OH	UFA (Den.) '20
96	Broderick Washington	DT	6-2	305	24	2	Texas Tech	Longview, TX	D5 '20
97	Aaron Crawford (IR)	DT	6-1	315	23	2	North Carolina	Ashburn, VA	FA '20
98	Brandon Williams	DT	6-1	336	32	9	Missouri Southern St.	Kirkwood, MO	D3 '13
SPECIALISTS (5)									
4	Sam Koch	P	6-1	222	39	16	Nebraska	Seward, NE	D6a '06
9	Justin Tucker	K	6-1	183	31	10	Texas	Austin, TX	FA '12
15	Jake Verity (PS)	K	6-2	197	23	R	East Carolina	Bremen, GA	FA '21
18	Johnny Townsend (PS)	P	6-1	205	26	2	Florida	Orlando, FL	FA '20
46	Nick Moore	LS	6-2	248	28	2	Georgia	Snellville, GA	FA '20

DEPTH CHART

Compiled by Ravens PR staff on Sept. 14, 2021

OFFENSE

WR	14	Sammy Watkins	11	James Proche II	<u>16</u>	<u>Tylan Wallace</u>
WR	5	Marquise Brown	13	Devin Duvernay		
LT	79	Ronnie Stanley	65	Patrick Mekari		
LG	72	Ben Powers	<u>66</u>	<u>Ben Cleveland</u>		
C	77	Bradley Bozeman	63	Trystan Colon	65	Patrick Mekari
RG	70	Kevin Zeitler	65	Patrick Mekari		
RT	78	Alejandro Villanueva	65	Patrick Mekari		
TE	89	Mark Andrews	85	Eric Tomlinson	84	Josh Oliver
QB	8	Lamar Jackson	2	Tyler Huntley		
FB	42	Patrick Ricard				
RB	34	Ty'Son Williams	28	Latavius Murray		

DEFENSE

DT	93	Calais Campbell	92	Justin Madubuike		
NT	98	Brandon Williams				
DE	95	Derek Wolfe*	96	Broderick Washington		
RUSH	50	Justin Houston	<u>99</u>	<u>Odafe Oweh</u>	45	Jaylon Ferguson
MLB	6	Patrick Queen	49	Chris Board		
WLB	40	Malik Harrison	57	Kristian Welch		
SAM	54	Tyus Bowser	90	Pernell McPhee	<u>59</u>	<u>Daelin Hayes</u>
LCB	23	Anthony Averett	22	Jimmy Smith*		
SS	36	Chuck Clark	26	Geno Stone		
FS	32	DeShon Elliott	<u>21</u>	<u>Brandon Stephens</u>	<u>29</u>	<u>Ar'Darius Washington</u>
RCB	44	Marlon Humphrey	25	Tavon Young	30	Chris Westry

SPECIAL TEAMS

P	4	Sam Koch				
K	9	Justin Tucker				
H	4	Sam Koch				
LS	46	Nick Moore				
KOR	13	Devin Duvernay	11	James Proche II		
PR	13	Devin Duvernay	11	James Proche II	<u>16</u>	<u>Tylan Wallace</u>

All Rookies Underlined *Missed Last Game w/ Injury

PRONUNCIATIONS

PLAYERS: Otaro Alaka (oh-TARE-oh); Anthony Averett (AVE-rett); Calais Campbell (cuh-LAY-us); Khalil Dorsey (kuh-LIL); Devin Duvernay (DOO-ver-nay); Sam Koch (Cook); Anthony Levine Sr. (luh-VEEN); Justin Madubuike (mad-uh-BEE-kay); Patrick Mekari (muh-CARE-ee); Odafe Oweh (uh-DAH-fay, O-way); Tony Poljan (POLE-jan); James Proche (pro-SHAY); Tylan Wallace (TIE-luhn); Ar'Darius Washington (ar-DARE-ee-us); Ty'Son Williams (tie-SAHN); Tavon Young (TAY-von) **COACHES:** Richard Angulo (an-GOO-low); Joe D'Alessandris (dell-ah-SAN-dress); D'Anton Lynn (DANT-in); Craig Ver Steeg (ver-STEGG); T.J. Weist (WEEST)

COACHING STAFF

John Harbaugh - Head Coach	Tee Martin - Wide Receivers Coach
Chris Horton - Special Teams Coordinator	Jay Peterson - Asst. Linebackers / Quality Control
Don Martindale - Defensive Coordinator	Rob Ryan - Inside Linebackers Coach
Greg Roman - Offensive Coordinator	Steve Saunders - Head Strength & Conditioning Coach
Richard Angulo - Asst. Offensive Line Coach	Travis Switzer - Offensive Quality Control
Jason Brooks - Asst. Defensive Line / Quality Control	James Urban - Quarterbacks Coach
Randy Brown - Special Teams Coach	Craig Ver Steeg - Running Backs Coach
Joe D'Alessandris - Offensive Line Coach	Anthony Weaver - Run Game Coordinator / Defensive Line Coach
Bobby Engram - Tight Ends Coach	T.J. Weist - Special Teams Coach
Chris Hewitt - Pass Game Coordinator / Secondary	Drew Wilkins - Outside Linebackers Coach
D'Anton Lynn - Defensive Backs Coach	Keith Williams - Pass Game Specialist

HOW THE RAVENS ARE BUILT

YEAR	DRAFTEES (35)	FREE AGENTS (21)	TRADES (3)	UDFA (19)
2006	P Sam Koch (6a)			
2011	CB Jimmy Smith (1)			
2012		DB/LB Anthony Levine Sr. (FA '12) ^		K Justin Tucker (FA '12)
2013	DT Brandon Williams (3)			
2015	TE Nick Boyle (5a) *			
2016	T Ronnie Stanley (1) CB Tavon Young (4a)			
2017	CB Marlon Humphrey (1) OLB Tyus Bowser (2) S Chuck Clark (6)			FB/DL Patrick Ricard (FA '17)
2018	QB Lamar Jackson (1b) TE Mark Andrews (3b) CB Anthony Averett (4a) S DeShon Elliott (6a) C/G Bradley Bozeman (6c)			ILB Chris Board (FA '18) RB Gus Edwards (FA '18) *
2019	WR Marquise Brown (1) OLB Jaylon Ferguson (3a) WR Miles Boykin (3b) * G Ben Powers (4b) CB Iman Marshall (4c) * QB Trace McSorley (6) ^	DT Justin Ellis (FA '19) ^ OLB Pernell McPhee (Was. '19)	CB Marcus Peters (TR LAR '19) *	ILB Otaru Alaka (FA '19) * G/C Patrick Mekari (FA '19)
2020	ILB Patrick Queen (1) RB J.K. Dobbins (2) * DT Justin Madubuike (3a) WR Devin Duvernay (3b) ILB Malik Harrison (3c) G/T Tyre Phillips (3d) * DT Broderick Washington (5) WR James Proche II (6) S Geno Stone (7)	LS Nick Moore (FA '20) TE Eric Tomlinson (FA '20) P Johnny Townsend (FA '20) ^ DE Derek Wolfe (UFA Den. '20)	DE Calais Campbell (TR Jax. '20)	C/G Trystan Colon (FA '20) DT Aaron Crawford (FA '20) * CB Khalil Dorsey (FA '20) * QB Tyler Huntley (FA '20) WR Jaylon Moore (FA '20) ^ LB Kristian Welch (FA '20) RB Ty'Son Williams (FA '20)
2021	WR Rashod Bateman (1a) * OLB Odafe Oweh (1b) G Ben Cleveland (3a) DB Brandon Stephens (3b) WR Tylan Wallace (4) OLB Daelin Hayes (5b)	RB Le'Veon Bell (FA '21) ^ ILB Josh Bynes (FA '21) ^ ILB L.J. Fort (FA '19) * RB Devonta Freeman (FA '21) ^ WR Devin Gray (FA '21) ^ OLB Justin Houston (FA '21) T Ja'Wuan James (FA '21) δ DT Kahlil McKenzie (FA '21) ^ RB Latavius Murray (FA '21) OLB Chris Smith (FA '21) ^ T Alejandro Villanueva (FA '21) WR Sammy Watkins (UFA KC '21) CB Chris Westry (FA '21) G Kevin Zeitler (FA '21)	TE Josh Oliver (TR Jax. '21)	T Adrian Ealy (FA '21) ^ LB Blake Gallagher (FA '21) ^ DT Xavier Kelly (FA '21) * TE Tony Poljan (FA '21) ^ K Jake Verity (FA '21) ^ S Ar'Darius Washington (FA '21)

Key: *Injured Reserve, ^Practice Squad, RFA = Rookie Free Agent, RSFA = Restricted Free Agent, TR = Trade, UFA = Unrestricted Free Agent, δ = Reserve/NFI,

GAME-BY-GAME STARTERS

OFFENSE												
DATE	OPPONENT	WR	LT	LG	C	RG	RT	TE	QB	FB	RB	WR
9/13	at Las Vegas	Sammy Watkins/ Marquise Brown	Ronnie Stanley	Tyre Phillips	Bradley Bozeman	Kevin Zeitler	Alejandro Villanueva	Mark Andrews	Lamar Jackson	--	Ty'Son Williams	Devin Duvernay
9/19	Kansas City	--	--	--	--	--	--	--	--	--	--	--
9/26	at Detroit	--	--	--	--	--	--	--	--	--	--	--
10/3	at Denver	--	--	--	--	--	--	--	--	--	--	--
10/11	Indianapolis	--	--	--	--	--	--	--	--	--	--	--
10/17	L.A. Chargers	--	--	--	--	--	--	--	--	--	--	--
10/24	Cincinnati	--	--	--	--	--	--	--	--	--	--	--
11/7	Minnesota	--	--	--	--	--	--	--	--	--	--	--
11/11	at Miami	--	--	--	--	--	--	--	--	--	--	--
11/21	at Chicago	--	--	--	--	--	--	--	--	--	--	--
11/28	Cleveland	--	--	--	--	--	--	--	--	--	--	--
12/5	at Pittsburgh	--	--	--	--	--	--	--	--	--	--	--
12/12	at Cleveland	--	--	--	--	--	--	--	--	--	--	--
12/19	Green Bay	--	--	--	--	--	--	--	--	--	--	--
12/26	at Cincinnati	--	--	--	--	--	--	--	--	--	--	--
1/2	L.A. Rams	--	--	--	--	--	--	--	--	--	--	--
1/9	Pittsburgh	--	--	--	--	--	--	--	--	--	--	--

DEFENSE													
DATE	OPPONENT	DT	NT	DE	RUSH	MLB	WLB	SAM	LCB	SS	FS	RCB	DB
9/13	at Las Vegas	Calais Campbell	Brandon Williams	Justin Madubuike	Justin Houston	Patrick Queen	Malik Harrison	Tyus Bowser	Marlon Humphrey	Chuck Clark	DeShon Elliott	Anthony Averett	--
9/19	Kansas City	--	--	--	--	--	--	--	--	--	--	--	--
9/26	at Detroit	--	--	--	--	--	--	--	--	--	--	--	--
10/3	at Denver	--	--	--	--	--	--	--	--	--	--	--	--
10/11	Indianapolis	--	--	--	--	--	--	--	--	--	--	--	--
10/17	L.A. Chargers	--	--	--	--	--	--	--	--	--	--	--	--
10/24	Cincinnati	--	--	--	--	--	--	--	--	--	--	--	--
11/7	Minnesota	--	--	--	--	--	--	--	--	--	--	--	--
11/11	at Miami	--	--	--	--	--	--	--	--	--	--	--	--
11/21	at Chicago	--	--	--	--	--	--	--	--	--	--	--	--
11/28	Cleveland	--	--	--	--	--	--	--	--	--	--	--	--
12/5	at Pittsburgh	--	--	--	--	--	--	--	--	--	--	--	--
12/12	at Cleveland	--	--	--	--	--	--	--	--	--	--	--	--
12/19	Green Bay	--	--	--	--	--	--	--	--	--	--	--	--
12/26	at Cincinnati	--	--	--	--	--	--	--	--	--	--	--	--
1/2	L.A. Rams	--	--	--	--	--	--	--	--	--	--	--	--
1/9	Pittsburgh	--	--	--	--	--	--	--	--	--	--	--	--

Rookies underlined.

2021 TRANSACTIONS

DATE	POS.	PLAYER	TRANSACTION
1/1	CB	Terrell Bonds	Waived
1/2	DB	Nate Brooks	Activated from practice squad
1/2	QB	Tyler Huntley	Activated from practice squad
1/4	CB	Terrell Bonds	Signed to practice squad
1/4	DB	Nate Brooks	Terminated from practice squad
1/5	LB	James Crawford	Terminated from practice squad
1/5	TE	Sean Culkin	Restored to practice squad from Practice Squad Injured Reserve
1/9	G	Ben Bredeson	Placed on Injured Reserve
1/9	QB	Tyler Huntley	Activated from practice squad
1/9	P	Sam Koch	Activated off Reserve/COVID-19
1/9	G/T	R.J. Prince	Activated from practice squad
1/12	G	Parker Ehinger	Placed on Practice Squad Injured Reserve
1/12	CB	Davontae Harris	Placed on Injured Reserve/Designated for Return
1/12	DT	Braxton Hoyett	Terminated from practice squad
1/12	C	Greg Mancz	Signed to practice squad
1/12	T	Jordan Mills	Signed to practice squad
1/15	DB	Pierre Desir	Activated from practice squad
1/15	QB	Tyler Huntley	Activated from practice squad
1/18	OLB	Aaron Adeoye	Signed to Reserve/Future contract
1/18	DT	Aaron Crawford	Signed to Reserve/Future contract
1/18	QB	Robert Griffin III	Waived
1/18	CB	Davontae Harris	Waived
1/18	CB	Davontae Harris	Waived
1/18	DT	Braxton Hoyett	Signed to Reserve/Future contract
1/18	QB	Tyler Huntley	Signed to Reserve/Future contract
1/18	WR	Jaylon Moore	Signed to Reserve/Future contract
1/18	LS	Nick Moore	Signed to Reserve/Future contract
1/18	DE	Chauncey Rivers	Signed to Reserve/Future contract
1/18	WR/RS	De'Anthony Thomas	Waived
1/18	WR	Binjimen Victor	Signed to Reserve/Future contract
1/18	S	Nigel Warrior	Signed to Reserve/Future contract
1/18	DB	Chris Westry	Signed to Reserve/Future contract
1/18	CB	Tramon Williams	Waived
1/18	RB	Ty'Son Williams	Signed to Reserve/Future contract
1/18	TE	Eli Wolf	Signed to Reserve/Future contract
1/19	RB	Mark Ingram II	Waived
1/29	CB	Khalil Dorsey	Re-signed to Reserve/Future contract
1/29	C	Greg Mancz	Re-signed to Reserve/Future contract
2/8	CB	Davontae Harris	Signed to Reserve/Future contract
2/10	TE	Eric Tomlinson	Signed to Reserve/Future contract
3/16	ILB	Chris Board	Signed to a one-year contract extension
3/16	OLB	Pernell McPhee	Signed to a one-year contract extension
3/17	LS	Brian Khoury	Signed
3/17	DE	Derek Wolfe	Signed to a three-year contract extension
3/18	TE	Josh Oliver	Acquired from the Jacksonville Jaguars in exchange for a 2022 undisclosed draft choice
3/18	G	Kevin Zeitler	Signed
3/19	OLB	Tyus Bowser	Signed to a four-year contract extension
3/23	S	Geno Stone	Signed
4/1	ILB	L.J. Fort	Signed to a one-year contract extension
4/2	WR	Sammy Watkins	Signed
4/9	DB/LB	Anthony Levine Sr.	Signed to a one-year contract extension
4/17	C/G	Trystan Colon	Re-signed exclusive rights free agent
4/17	LB	Kristian Welch	Re-signed exclusive rights free agent
4/23	T	Orlando Brown Jr.	Traded to the Kansas City Chiefs
5/4	T	Alejandro Villanueva	Signed
5/12	WR	Rashod Bateman	Signed 2021 draft choice
5/12	OLB	Daelin Hayes	Signed 2021 draft choice
5/12	TE	Ben Mason	Signed 2021 draft choice
5/12	DB	Shaun Wade	Signed 2021 draft choice
5/13	T	Adrian Ealy	Signed undrafted rookie free agent
5/13	DT	Xavier Kelly	Signed 2021 draft choice
5/13	RB	Nate McCrary	Signed undrafted rookie free agent
5/13	TE	Tony Poljan	Signed undrafted rookie free agent
5/13	T	Foster Sarell	Signed undrafted rookie free agent
5/13	WR	Donte Sylencieux	Signed undrafted rookie free agent
5/13	LB	Barrington Wade	Signed undrafted rookie free agent
5/13	DB	Ar'Darius Washington	Signed undrafted rookie free agent
5/18	LS	Brian Khoury	Waived
5/18	K	Jake Verity	Signed undrafted rookie free agent
6/1	DT	Xavier Kelly	Waived (injured), who reverted to Injured Reserve
6/1	DT	Jovan Swann	Signed undrafted rookie free agent
6/1	WR	Donte Sylencieux	Waived (injured), who reverted to Injured Reserve
6/2	DT	Braxton Hoyett	Waived
6/3	WR	Devin Gray	Signed
6/4	QB	Kenji Bahar	Waived
6/8	RB	Gus Edwards	Re-signed restricted free agent to a two-year extension (through 2023)
6/8	G	Michael Schofield	Signed
6/10	T	Ja'Wuan James	Signed
6/11	OLB	Odafe Oweh	Signed 2021 draft choice
6/19	WR	Donte Sylencieux	Waived (injury settlement)
7/20	G	Ben Cleveland	Signed 2021 draft choice
7/21	CB	Brandon Stephens	Signed 2021 draft choice
7/27	OLB	Chris Smith	Signed
7/28	QB	Kenji Bahar	Signed
7/28	RB	Gus Edwards	Placed on Reserve/COVID-19
7/28	QB	Lamar Jackson	Placed on Reserve/COVID-19
8/2	OLB	Justin Houston	Signed
8/3	WR	Michael Dereus	Signed
8/3	OLB	Chauncey Rivers	Waived
8/6	QB	Kenji Bahar	Waived
8/6	RB	Gus Edwards	Activated off Reserve/COVID-19
8/6	QB	Lamar Jackson	Activated off Reserve/COVID-19
8/6	ILB	Barrington Wade	Waived
8/9	TE	Jake Breeand	Waived
8/9	WR	Siaosi Mariner	Signed
8/16	OLB	Aaron Adeoye	Waived
8/16	QB	Kenji Bahar	Signed
8/16	CB	Khalil Dorsey	Placed on Injured Reserve
8/16	CB	Davontae Harris	Waived
8/16	CB	Iman Marshall	Placed on Injured Reserve
8/16	TE	Eli Wolf	Waived
8/17	P	Johnny Townsend	Waived
8/23	WR	Michael Dereus	Waived
8/23	ILB	L.J. Fort	Placed on Injured Reserve
8/23	S	Jordan Richards	Terminated the contract of vested veteran
8/23	T	Andre Smith	Terminated the contract of vested veteran
8/24	QB	Kenji Bahar	Waived
8/26	CB	Shaun Wade	Traded to the New England Patriots in exchange for undisclosed draft picks
8/28	C	Greg Mancz	Traded to the Miami Dolphins in exchange for an undisclosed draft pick
8/30	RB	J.K. Dobbins	Placed on Injured Reserve
8/30	WR	Devin Gray	Waived
8/30	WR	Siaosi Mariner	Waived
8/30	G	Michael Schofield	Terminated the contract of vested veteran
8/31	ILB	Otaro Alaka	Waived (injured), who reverted to Injured Reserve on Sept. 1
8/31	G	Ben Bredeson	Traded to the New York Giants in exchange for an undisclosed draft pick
8/31	WR	Deon Cain	Waived (injured), who reverted to Injured Reserve on Sept. 1
8/31	DT	Aaron Crawford	Waived (injured), who reverted to Injured Reserve on Sept. 1
8/31	T	Adrian Ealy	Waived
8/31	DT	Justin Ellis	Terminated the contract of vested veteran
8/31	T	Ja'Wuan James	Placed on the Reserve/Non-Football Injury (NFI) list
8/31	DB/LB	Anthony Levine Sr.	Terminated the contract of vested veteran
8/31	FB/TE	Ben Mason	Waived
8/31	RB	Nate McCrary	Waived
8/31	OLB	Pernell McPhee	Terminated the contract of vested veteran
8/31	QB	Trace McSorley	Waived
8/31	WR	Jaylon Moore	Waived
8/31	TE	Tony Poljan	Waived
8/31	T	Foster Sarell	Waived
8/31	OLB	Chris Smith	Terminated the contract of vested veteran
8/31	DT	Jovan Swann	Waived
8/31	TE	Eric Tomlinson	Terminated the contract of vested veteran
8/31	K	Jake Verity	Waived
8/31	WR	Binjimen Victor	Waived

2021 TRANSACTIONS

8/31	DB	Nigel Warrior	Waived
9/1	WR	Rashod Bateman	Placed on Injured Reserve
9/1	WR	Miles Boykin	Placed on Injured Reserve
9/1	T	Adrian Ealy	Signed to practice squad
9/1	DT	Justin Ellis	Signed veteran to practice squad
9/1	WR	Devin Gray	Signed to practice squad
9/1	DB/LB	Anthony Levine Sr.	Signed veteran to practice squad
9/1	QB	Trace McSorley	Signed to practice squad
9/1	WR	Jaylon Moore	Signed to practice squad
9/1	TE	Tony Poljan	Signed to practice squad
9/1	S	Jordan Richards	Signed veteran to practice squad
9/1	T	Andre Smith	Signed veteran to practice squad
9/1	OLB	Chris Smith	Signed veteran to practice squad
9/1	T	Eric Tomlinson	Re-signed free agent
9/1	P	Johnny Townsend	Signed to practice squad (exception)
9/1	K	Jake Verity	Signed to practice squad
9/1	WR	Binjimen Victor	Signed to practice squad
9/1	LB	Blake Gallagher	Signed to practice squad
9/2	OLB	Pernell McPhee	Re-signed free agent
9/3	WR	Deon Cain	Waived (injury settlement)

9/6	ILB	Josh Bynes	Signed to practice squad
9/7	RB	Le'Veon Bell	Signed to practice squad
9/7	RB	Trenton Cannon	Signed free agent
9/7	RB	Justice Hill	Waived (injured)
9/7	DT	Kahlil McKenzie	Signed to practice squad
9/7	S	Jordan Richards	Terminated from practice squad
9/10	TE	Nick Boyle	Placed on Injured Reserve
9/10	RB	Gus Edwards	Placed on Injured Reserve
9/10	RB	Devonta Freeman	Signed to practice squad
9/10	RB	Latavius Murray	Signed free agent
9/10	CB	Marcus Peters	Placed on Injured Reserve
9/10	T	Andre Smith	Terminated from practice squad
9/13	DT	Justin Ellis	Activated from practice squad (standard elevation)
9/13	DB/LB	Anthony Levine Sr.	Activated from practice squad (standard elevation)
9/14	RB	Trenton Cannon	Waived
9/14	G/T	Tyre Phillips	Placed on Injured Reserve



2021 STATISTICS

WON 0, LOST 1 HEAD COACH: JOHN HARBAUGH

09/13 L 27-33 (OT) at Las Vegas 61,756

TEAM STATISTICS	BAL	OPP.
FIRST DOWNS	20	26
Rushing	8	6
Passing	11	17
Penalty	1	3
Third Down-Made/Att	3/12	7/15
Third Down Efficiency	25.0%	46.7%
Fourth Down-Made/Att	1/2	0/1
Fourth Down Efficiency	50.0%	0.0%
TOTAL NET YARDS	406	491
Avg. Per Game	406.0	491.0
Total Plays	67	80
Avg. Per Play	6.1	6.1
NET YARDS RUSHING	189	82
Avg. Per Game	189.0	82.0
Total Rushes	34	21
Avg. Per Rush	5.6	3.9
NET YARDS PASSING	217	409
Avg. Per Game	217.0	409.0
Sacked/Yards Lost	3/18	3/26
Gross Yards	235	435
Attempts/Completions	30/19	56/34
Pct. of Completion	63.3%	60.7%
Had Intercepted	0	1
PUNTS/AVERAGE	4/44.8	6/52.7
Net Punting Average	42.3	41.5
PUNT RETURN/AVG.	4/16.8	2/5.0
KICKOFF RETURN/AVG.	0/0	2/16.5
INTERCEPTION RETURN/AVG.	1/0.0	0/0.0
PENALTIES/YARDS	5/71	10/62
FUMBLES/BALL LOST	4/2	1/0
TOUCHDOWNS	3	4
Rushing	2	2
Passing	1	2
Returns	0	0
EXTRA POINTS/ATTEMPTS	3/3	3/3
TWO POINT CONVERSION/ATT.	0/0	0/0
FIELD GOALS/ATTEMPTS	2/2	2/2
AVG. TIME OF POSSESSION	29:09	30:51

* SCORE BY PERIODS	Q1	Q2	Q3	Q4	OT	PTS
TEAM	7	7	3	10	0	27
OPPONENTS	0	10	0	17	6	33

SCORING	TD	RU	PA	RT	K-PAT	FG	2PT	S	PTS
J. Tucker	0	0	0	0	3/3	2/2	0	0	9
M. Brown	1	0	1	0	0/0	0/0	0	0	6
L. Murray	1	1	0	0	0/0	0/0	0	0	6
T. Williams	1	1	0	0	0/0	0/0	0	0	6
TEAM	3	2	1	0	3/3	2/2	0	0	27
OPPONENTS	4	2	2	0	3/3	2/2	0	0	33

SACKS: P. McPhee 1.0, P. Queen 1.0, O. Oweh 1.0, TM 3.0, OPP 3.0

* PASSING	ATT	CMP	YDS	CMP%	YDS/ATT	TD	TD%	INT	INT%	LONG	SACK/LOST	RATING
L. Jackson	30	19	235	63.3	7.8	1	3.3	0	0.0	49	3.0/18	98.6
TEAM	30	19	235	63.3	7.8	1	3.3	0	0.0	49	3/18	98.6
OPPONENTS	56	34	435	60.7	7.8	2	3.6	1	1.8	37	3/26	89.5

* RUSHING	NO.	YDS	AVG	LONG	TD
L. Jackson	12	86	7.2	28	0
T. Williams	9	65	7.2	35t	1
L. Murray	10	28	2.8	8t	1
M. Brown	1	5	5.0	5	0
T. Cannon	2	5	2.5	3	0
TEAM	34	189	5.6	35t	2
OPPONENTS	21	82	3.9	31	2

* RECEIVING	TAR	NO.	YDS	AVG	LONG	TD
M. Brown	6	6	69	11.5	29	1
S. Watkins	8	4	96	24.0	49	0
M. Andrews	5	3	20	6.7	10	0
T. Williams	4	3	29	9.7	21	0
P. Ricard	3	2	15	7.5	9	0
D. Duvernay	2	1	6	6.0	6	0
J. Oliver	1	0	0	0.0	0	0
TEAM	29	19	235	12.4	49	1
OPPONENTS	52	34	435	12.8	37	2

* INTERCEPTIONS	NO.	YDS	AVG	LONG	TD
A. Averett	1	0	0.0	0	0
TEAM	1	0	0.0	0	0

* OFFENSIVE FUMBLES	FUM	LST	REC	TD
L. Jackson	3	2	1	0
D. Duvernay	1	0	1	0
TEAM	4	2	2	0
OPPONENTS	1	0	1	0

* PUNTING	NO.	YDS	AVG	NET	TB	IN	LG	B
S. Koch	4	179	44.8	42.3	0	1	49	0
TEAM	4	179	44.8	42.3	0	1	49	0
OPPONENTS	6	316	52.7	41.5	0	2	67	0

* PUNT RETURNS	RET	FC	YDS	AVG	LONG	TD
D. Duvernay	4	1	67	16.8	30	0
TEAM	4	1	67	16.8	30	0
OPPONENTS	2	1	10	5.0	7	0

* KICKOFF RETURNS	NO.	YDS	AVG	LONG	TD
OPPONENTS	2	33	16.5	20	0

* FIELD GOALS	1-19	20-29	30-39	40-49	50+
J. Tucker	0/0	0/0	0/0	2/2	0/0
TEAM	0/0	0/0	0/0	2/2	0/0
OPPONENTS	0/0	0/0	1/1	0/0	1/1

J. Tucker: (40G, 47G)

OPP: (34G, 55G)

2-Pt Conv: TM 0-0, OPP 0-0

2021 DEFENSIVE STATISTICS

2021 REGULAR SEASON BALTIMORE RAVENS DEFENSIVE STATS (THROUGH WEEK 1)

PLAYER	TOTAL	TKL.	ASST	TFL	SACKS/YDS.	QBH	FR	FF	INT./YDS.	PD
Humphrey, Marlon	9	6	3	0	0.0/0.0	0	0	0	0/0	1
Queen, Patrick	9	6	3	1	1.0/13.0	1	0	0	0/0	0
Averett, Anthony	7	6	1	0	0.0/0.0	0	0	0	1/0	1
Elliott, DeShon	7	4	3	0	0.0/0.0	0	0	0	0/0	0
Board, Chris	3	2	1	0	0.0/0.0	1	0	0	0/0	0
Clark, Chuck	3	1	2	0	0.0/0.0	0	0	0	0/0	3
Harrison, Malik	3	3	0	0	0.0/0.0	0	0	0	0/0	0
Williams, Brandon	3	2	1	1	0.0/0.0	0	0	0	0/0	0
Young, Tavon	3	2	1	0	0.0/0.0	0	0	0	0/0	0
Campbell, Calais	2	1	1	0	0.0/0.0	1	0	0	0/0	0
Ferguson, Jaylon	2	1	1	0	0.0/0.0	0	0	0	0/0	0
Houston, Justin	2	0	2	0	0.0/0.0	1	0	0	0/0	0
McPhee, Pernell	2	2	0	1	1.0/11.0	1	0	0	0/0	0
Oweh, Odafe	2	2	0	1	1.0/2.0	2	0	0	0/0	0
Stephens, Brandon	2	2	0	0	0.0/0.0	0	0	0	0/0	0
Westry, Chris	2	2	0	1	0.0/0.0	0	0	0	0/0	0
Bowser, Tyus	1	1	0	0	0.0/0.0	0	0	0	0/0	0
Ellis, Justin	1	1	0	0	0.0/0.0	0	0	0	0/0	0
TOTALS	63	44	19	5	3.0/26.0	7	0	0	1/0	5

ASST=Assist, TFL=Tackle for a Loss, Int.=Interception, FR=Fumble Recovery, FF=Forced Fumble, PD=Pass Defense

2021 RAVENS SPECIAL TEAMS

POS.	PLAYER	TTL.	SOLO	ASST.
RB	Cannon, Trenton	1	1	0
DB/LB	Levine Sr., Anthony	1	1	0
LB	Welch, Kristian	1	1	0
CB	Westry, Chris	1	1	0
	TOTALS	4	4	0

DEFENSIVE STATS BY RANK

SACKS		INTERCEPTIONS		TACKLES FOR LOSS		PASSES DEFENSED		QBH	
PLAYER	NO.	PLAYER	NO.	PLAYER	NO.	PLAYER	NO.	PLAYER	NO.
McPhee, Pernell	1.0	Averett, Anthony	1	McPhee, Pernell	1	Clark, Chuck	3	Oweh, Odafe	2
Oweh, Odafe	1.0			Oweh, Odafe	1	Averett, Anthony	1	Board, Chris	1
Queen, Patrick	1.0			Queen, Patrick	1	Humphrey, Marlon	1	Campbell, Calais	1
				Westry, Chris	1			Houston, Justin	1
				Williams, Brandon	1			McPhee, Pernell	1
								Queen, Patrick	1

GAME-BY-GAME OFFENSE

2021 REGULAR SEASON RAVENS GAME-BY-GAME OFFENSE

	09/13	09/19	09/26	10/03	10/11	10/17	10/24	11/07	11/11	11/21	11/28	12/05	12/12	12/19	12/26	01/02	01/09	Totals	
	@		@	@					@	@		@	@		@				
	LV	KC	DET	DEN	IND	LAC	CIN	MIN	MIA	CHI	CLE	PIT	CLE	GB	CIN	LAR	PIT		
FIRST DOWNS																			
Total	20																		20
Rushing	8																		8
Passing	11																		11
Penalty	1																		1
THIRD DOWNS																			
Attempts	12																		12
Converted	3																		3
Percentage	25.0%																		25.0%
FOURTH DOWNS																			
Attempts	2																		2
Converted	1																		1
Percentage	50.0%																		50.0%
TOT. OFFENSE																			
Net Yards	406																		406
Plays	67																		67
Avg./Play	6.1																		6.1
RUSHING																			
Net Yards	189																		189
Rush. Att.	34																		34
Avg./Att.	5.6																		5.6
PASSING																			
Net Yards	217																		217
Attempts	30																		30
Completions	19																		19
Completion Pct	63.3%																		63.3%
Avg. Gain Per Pass Play	6.6																		6.6
Intercepted	0																		0
Gross Yards	235																		235
Sacked	3.0																		3.0
Yards Lost	18																		18
PENALTIES																			
Number	5																		5
Yards	71																		71
FUMBLES																			
Number	4																		4
Lost	2																		2
PUNTING																			
Yards	179																		179
Punts	4																		4
Net Avg.	42.3																		42.3
Gross Avg.	44.8																		44.8
Touchbacks	0																		0
Punts Blocked	0																		0
Punt Returns	4																		4
Punt Return Yards	67																		67
Punt Return Avg.	16.8																		16.8
Inside 20	1																		1
Fair Catches	1																		1
SCORING																			
Points	27																		27
Q1	7																		7
Q2	7																		7
Q3	3																		3
Q4	10																		10
OT	0																		0
TD Rushing	2																		2
TD Passing	1																		1
TD KO Returns	0																		0
TD Punt Returns	0																		0
TD Sp. Teams	0																		0
TD Def. Returns	0																		0
Total TDs	3																		3
PAT Attempts	3																		3
PAT Made	3																		3
FG Attempts	2																		2
FG Made	2																		2
Safety	0																		0
2-Pt Attempts	0																		0
2-Pt Made	0																		0
Time of Possession	32:14																		32:14
KICKOFFS																			
Kickoff Returns	0																		0
Kickoff Return Yards	0																		0
Kickoff Return Avg.	0																		0

GAME-BY-GAME DEFENSE

2021 REGULAR SEASON RAVENS GAME-BY-GAME DEFENSE

	09/13	09/19	09/26	10/03	10/11	10/17	10/24	11/07	11/11	11/21	11/28	12/05	12/12	12/19	12/26	01/02	01/09	Totals
	@ LV	KC	@ DET	@ DEN	IND	LAC	CIN	MIN	@ MIA	@ CHI	CLE	@ PIT	@ CLE	GB	@ CIN	LAR	PIT	
FIRST DOWNS																		
Total	26																	26
Rushing	6																	6
Passing	17																	17
Penalty	3																	3
THIRD DOWNS																		
Attempts	15																	15
Converted	7																	7
Percentage	46.7%																	46.7%
FOURTH DOWNS																		
Attempts	1																	1
Converted	0																	0
Percentage	0.0%																	0.0%
TOT. OFFENSE																		
Net Yards	491																	491
Plays	80																	80
Avg./Play	6.1																	6.1
RUSHING																		
Net Yards	82																	82
Rush. Att.	21																	21
Avg./Att.	3.9																	3.9
PASSING																		
Net Yards	409																	409
Attempts	56																	56
Completions	34																	34
Completion Pct	60.7%																	60.7%
Avg. Gain Per Pass Play	6.9																	6.9
Intercepted	1																	1
Gross Yards	435																	435
Sacked	3.0																	3.0
Yards Lost	26																	26
PENALTIES																		
Number	10																	10
Yards	62																	62
FUMBLES																		
Number	1																	1
Lost	0																	0
PUNTING																		
Yards	316																	316
Punts	6																	6
Net Avg.	41.5																	41.5
Gross Avg.	52.7																	52.7
Touchbacks	0																	0
Punts Blocked	0																	0
Punt Returns	2																	2
Punt Return Yards	10																	10
Punt Return Avg.	5.0																	5.0
Inside 20	2																	2
Fair Catches	1																	1
SCORING																		
Points	33																	33
Q1	0																	0
Q2	10																	10
Q3	0																	0
Q4	17																	17
OT	6																	6
TD Rushing	2																	2
TD Passing	2																	2
TD KO Returns	0																	0
TD Punt Returns	0																	0
TD Sp. Teams	0																	0
TD Def. Returns	0																	0
Total TDs	4																	4
PAT Attempts	3																	3
PAT Made	3																	3
FG Attempts	2																	2
FG Made	2																	2
Safety	0																	0
2-Pt Attempts	0																	0
2-Pt Made	0																	0
Time of Possession	34:08																	34:08
KICKOFFS																		
Kickoff Returns	2																	2
Kickoff Return Yards	33																	33
Kickoff Return Avg.	16.5																	16.5

LONGEST PLAYS FROM SCRIMMAGE

RAVENS						OPPONENT					
DATE	OPPONENT	QTR	RAVENS PLAYER	YARDS	SCORE	DATE	OPPONENT	QTR	OPP. PLAYER	YARDS	SCORE
09/13	at Las Vegas	4	Lamar Jackson -> Sammy Watkins	49	L, 33-27 (OT)	09/13	at Las Vegas	4	Derek Carr -> Henry Ruggs III	37	L, 27-33 (OT)
09/13	at Las Vegas	1	TySon Williams run	35T	L, 33-27 (OT)	09/13	at Las Vegas	5	Derek Carr -> Bryan Edwards	32	L, 27-33 (OT)
09/13	at Las Vegas	2	Lamar Jackson -> Marquise Brown	29	L, 33-27 (OT)	09/13	at Las Vegas	5	Derek Carr -> Zay Jones	31T	L, 27-33 (OT)
09/13	at Las Vegas	2	Lamar Jackson -> Sammy Watkins	29	L, 33-27 (OT)	09/13	at Las Vegas	1	Marcus Mariota run	31	L, 27-33 (OT)
09/13	at Las Vegas	4	Lamar Jackson run	28	L, 33-27 (OT)	09/13	at Las Vegas	5	Derek Carr -> Hunter Renfrow	27	L, 27-33 (OT)
TOTALS						TOTALS					
5 - 170 (34.0), 1 TDS (2 RUNS, 1 TD, 3 PASSES, 0 TDS)						5 - 158 (31.6), 1 TDS (1 RUN, 0 TDS, 4 PASSES, 1 TD)					



TEAM SUPERLATIVES

HIGH	DATE	OPPONENT	OFFENSIVE CATEGORY	OPPONENT	DATE	LOW
27	9/13	at Las Vegas	Points	at Las Vegas	9/13	27
10	9/13	at Las Vegas	Points in a Quarter	at Las Vegas	9/13	3
14	9/13	at Las Vegas	Points in a Half	at Las Vegas	9/13	13
3	9/13	at Las Vegas	Total Touchdowns	at Las Vegas	9/13	3
67	9/13	at Las Vegas	Total Plays	at Las Vegas	9/13	67
406	9/13	at Las Vegas	Total Net Yards	at Las Vegas	9/13	406
20	9/13	at Las Vegas	Total First Downs	at Las Vegas	9/13	20
8	9/13	at Las Vegas	First Downs Rushing	at Las Vegas	9/13	8
11	9/13	at Las Vegas	First Downs Passing	at Las Vegas	9/13	11
1	9/13	at Las Vegas	First Down Penalties	at Las Vegas	9/13	1
25%	9/13	at Las Vegas	Third Down Efficiency	at Las Vegas	9/13	25%
6.1	9/13	at Las Vegas	Average Yards Per Play	at Las Vegas	9/13	6.1
189	9/13	at Las Vegas	Total Net Yards Rushing	at Las Vegas	9/13	189
34	9/13	at Las Vegas	Rushing Attempts	at Las Vegas	9/13	34
5.6	9/13	at Las Vegas	Rushing Average Yards	at Las Vegas	9/13	5.6
2	9/13	at Las Vegas	Rushing Touchdowns	at Las Vegas	9/13	2
217	9/13	at Las Vegas	Total Net Yards Passing	at Las Vegas	9/13	217
30	9/13	at Las Vegas	Passing Attempts	at Las Vegas	9/13	30
19	9/13	at Las Vegas	Passing Completions	at Las Vegas	9/13	19
1	9/13	at Las Vegas	Passing Touchdowns	at Las Vegas	9/13	1
6.6	9/13	at Las Vegas	Passing Yards Average	at Las Vegas	9/13	6.6
0	9/13	at Las Vegas	Passes Thrown for Interception	at Las Vegas	9/13	0
3	9/13	at Las Vegas	Times Sacked	at Las Vegas	9/13	3
18	9/13	at Las Vegas	Sack Yards Lost	at Las Vegas	9/13	18
4	9/13	at Las Vegas	Total Punts	at Las Vegas	9/13	4
179	9/13	at Las Vegas	Total Punt Yards	at Las Vegas	9/13	179
44.8	9/13	at Las Vegas	Punt Gross Average Yards	at Las Vegas	9/13	44.8
42.3	9/13	at Las Vegas	Punt Net Average Yards	at Las Vegas	9/13	42.3
4	9/13	at Las Vegas	Punt Returns	at Las Vegas	9/13	4
67	9/13	at Las Vegas	Punt Return Yards	at Las Vegas	9/13	67
16.8	9/13	at Las Vegas	Punt Return Yards Average	at Las Vegas	9/13	16.8
0	9/13	at Las Vegas	Kickoff Returns	at Las Vegas	9/13	0
0	9/13	at Las Vegas	Kickoff Return Yards	at Las Vegas	9/13	0
5	9/13	at Las Vegas	Total Penalties	at Las Vegas	9/13	5
71	9/13	at Las Vegas	Penalty Yards	at Las Vegas	9/13	71
4	9/13	at Las Vegas	Total Fumbles	at Las Vegas	9/13	4
2	9/13	at Las Vegas	Fumbles Lost	at Las Vegas	9/13	2
32:14	9/13	at Las Vegas	Time of Possession	at Las Vegas	9/13	32:14
2	9/13	at Las Vegas	Turnovers	at Las Vegas	9/13	2
61,756	9/13	at Las Vegas	Attendance	at Las Vegas	9/13	61,756



TEAM SUPERLATIVES

HIGH	DATE	OPPONENT	DEFENSIVE CATEGORY	OPPONENT	DATE	LOW
33	9/13	at Las Vegas	Points	at Las Vegas	9/13	33
17	9/13	at Las Vegas	Points in a Quarter	at Las Vegas	9/13	0
17	9/13	at Las Vegas	Points in a Half	at Las Vegas	9/13	10
4	9/13	at Las Vegas	Total Touchdowns	at Las Vegas	9/13	4
80	9/13	at Las Vegas	Total Plays	at Las Vegas	9/13	80
491	9/13	at Las Vegas	Total Net Yards	at Las Vegas	9/13	491
26	9/13	at Las Vegas	Total First Downs	at Las Vegas	9/13	26
6	9/13	at Las Vegas	First Downs Rushing	at Las Vegas	9/13	6
17	9/13	at Las Vegas	First Downs Passing	at Las Vegas	9/13	17
3	9/13	at Las Vegas	First Down Penalties	at Las Vegas	9/13	3
47%	9/13	at Las Vegas	Third Down Efficiency	at Las Vegas	9/13	47%
6.1	9/13	at Las Vegas	Average Yards Per Play	at Las Vegas	9/13	6.1
82	9/13	at Las Vegas	Total Net Yards Rushing	at Las Vegas	9/13	82
21	9/13	at Las Vegas	Rushing Attempts	at Las Vegas	9/13	21
3.9	9/13	at Las Vegas	Rushing Average Yards	at Las Vegas	9/13	3.9
2	9/13	at Las Vegas	Rushing Touchdowns	at Las Vegas	9/13	2
409	9/13	at Las Vegas	Total Net Yards Passing	at Las Vegas	9/13	409
56	9/13	at Las Vegas	Passing Attempts	at Las Vegas	9/13	56
34	9/13	at Las Vegas	Passing Completions	at Las Vegas	9/13	34
2	9/13	at Las Vegas	Passing Touchdowns	at Las Vegas	9/13	2
6.9	9/13	at Las Vegas	Passing Yards Average	at Las Vegas	9/13	6.9
1	9/13	at Las Vegas	Passes Thrown for Interception	at Las Vegas	9/13	1
3	9/13	at Las Vegas	QB Sacks	at Las Vegas	9/13	3
26	9/13	at Las Vegas	Sack Yards Lost	at Las Vegas	9/13	26
6	9/13	at Las Vegas	Total Punts	at Las Vegas	9/13	6
316	9/13	at Las Vegas	Total Punt Yards	at Las Vegas	9/13	316
52.7	9/13	at Las Vegas	Punt Gross Average Yards	at Las Vegas	9/13	52.7
41.5	9/13	at Las Vegas	Punt Net Average Yards	at Las Vegas	9/13	41.5
2	9/13	at Las Vegas	Punt Returns	at Las Vegas	9/13	2
10	9/13	at Las Vegas	Punt Return Yards	at Las Vegas	9/13	10
5.0	9/13	at Las Vegas	Punt Return Yards Average	at Las Vegas	9/13	5.0
2	9/13	at Las Vegas	Kickoff Returns	at Las Vegas	9/13	2
33	9/13	at Las Vegas	Kickoff Return Yards	at Las Vegas	9/13	33
10	9/13	at Las Vegas	Total Penalties	at Las Vegas	9/13	10
62	9/13	at Las Vegas	Penalty Yards	at Las Vegas	9/13	62
1	9/13	at Las Vegas	Total Fumbles	at Las Vegas	9/13	1
0	9/13	at Las Vegas	Fumbles Lost	at Las Vegas	9/13	0
34:08	9/13	at Las Vegas	Time of Possession	at Las Vegas	9/13	34:08
1	9/13	at Las Vegas	Turnovers	at Las Vegas	9/13	1
61,756	9/13	at Las Vegas	Attendance	at Las Vegas	9/13	61,756



INDIVIDUAL SUPERLATIVES

CATEGORY	2021 RAVENS INDIVIDUAL BEST	GAME	DATE	OPPONENT INDIVIDUAL BEST	GAME	DATE
Touchdowns	1 Marquise Brown ...2 more.	at LV	09/13	2 Josh Jacobs	at LV	09/13
Passes Attempted	30 Lamar Jackson	at LV	09/13	56 Derek Carr	at LV	09/13
Passes Completed	19 Lamar Jackson	at LV	09/13	34 Derek Carr	at LV	09/13
Completion Percentage	63.3 Lamar Jackson	at LV	09/13	60.7 Derek Carr	at LV	09/13
Passing Yards	235 Lamar Jackson	at LV	09/13	435 Derek Carr	at LV	09/13
Yards Per Attempt	7.8 Lamar Jackson	at LV	09/13	7.8 Derek Carr	at LV	09/13
Touchdown Passes	1 Lamar Jackson	at LV	09/13	2 Derek Carr	at LV	09/13
Receptions	6 Marquise Brown	at LV	09/13	10 Darren Waller	at LV	09/13
Receiving Yards	96 Sammy Watkins	at LV	09/13	105 Darren Waller	at LV	09/13
Touchdown Receptions	1 Marquise Brown	at LV	09/13	1 Zay Jones ...1 more.	at LV	09/13
Rushing Yards	86 Lamar Jackson	at LV	09/13	34 Josh Jacobs	at LV	09/13
Rushing Attempts	12 Lamar Jackson	at LV	09/13	10 Josh Jacobs	at LV	09/13
Rushing Average	7.2 Ty'Son Williams	at LV	09/13	3.4 Josh Jacobs	at LV	09/13
Rushing Touchdowns	1 Lataavius Murray ...1 more.	at LV	09/13	2 Josh Jacobs	at LV	09/13
Yards From Scrimmage	96 Sammy Watkins	at LV	09/13	105 Darren Waller	at LV	09/13
Combined Net Yards	96 Sammy Watkins	at LV	09/13	105 Darren Waller	at LV	09/13
Interceptions Made	1 Anthony Averett	at LV	09/13			
Interceptions Thrown				1 Derek Carr	at LV	09/13
Tackles	9 Marlon Humphrey ...1 more.	at LV	09/13	10 Cory Littleton ...1 more.	at LV	09/13
Sacks	1.0 Pernell McPhee ...2 more.	at LV	09/13	2.0 Maxx Crosby	at LV	09/13
Punts	4 Sam Koch	at LV	09/13	6 AJ Cole	at LV	09/13
Punts Inside the 20	1 Sam Koch	at LV	09/13	2 AJ Cole	at LV	09/13
Punting Average	44.8 Sam Koch	at LV	09/13	52.7 AJ Cole	at LV	09/13
Punt Returns	4 Devin Duvernay	at LV	09/13	2 Hunter Renfrow	at LV	09/13
Punt Return Yards	67 Devin Duvernay	at LV	09/13	10 Hunter Renfrow	at LV	09/13
Kickoff Returns				2 Henry Ruggs III	at LV	09/13
Kickoff Return Yards				33 Henry Ruggs III	at LV	09/13
Field Goals Attempted	2 Justin Tucker	at LV	09/13	2 Daniel Carlson	at LV	09/13
Field Goals Made	2 Justin Tucker	at LV	09/13	2 Daniel Carlson	at LV	09/13

CATEGORY	2021 RAVENS LONGEST PLAYS	GAME	DATE	OPPONENT INDIVIDUAL	GAME	DATE
Run From Scrimmage	35 Ty'Son Williams	at LV	09/13	31 Marcus Mariota	at LV	09/13
Touchdown Run	35 Ty'Son Williams	at LV	09/13	15 Josh Jacobs	at LV	09/13
Passing Long	49 Lamar Jackson	at LV	09/13	37 Derek Carr	at LV	09/13
Touchdown Pass Long	10 Lamar Jackson	at LV	09/13	31 Derek Carr	at LV	09/13
Longest Reception	49 Sammy Watkins	at LV	09/13	37 Henry Ruggs III	at LV	09/13
Touchdown Reception	10 Marquise Brown	at LV	09/13	31 Zay Jones	at LV	09/13
Longest Opponent's Fumble Return				1 Denzel Perryman	at LV	09/13
Punt Return	30 Devin Duvernay	at LV	09/13	7 Hunter Renfrow	at LV	09/13
Kickoff Return				20 Henry Ruggs III	at LV	09/13
Punt	49 Sam Koch	at LV	09/13	67 AJ Cole	at LV	09/13
Field Goal	47 Justin Tucker	at LV	09/13	55 Daniel Carlson	at LV	09/13
Field Goal Attempt	47 Justin Tucker	at LV	09/13	55 Daniel Carlson	at LV	09/13

TURNOVER TABLE

DATE	OPPONENT	FORCED TURNOVERS			TURNOVERS CONVERTED					OUTCOME	
		FUM	INTS	TOTAL	TD	FG	PTS.	PTS. PCT.	TD PCT.	NET DIFF.	RESULT
09/13	Baltimore	0	1	1	0	0	0	0.0	0.0	-1	L
	at Las Vegas	2	0	2	2	0	13	100.0	100.0	+1	W
09/19	Kansas City	--	--	--	--	--	--	--	--	--	--
09/26	at Detroit	--	--	--	--	--	--	--	--	--	--
10/03	at Denver	--	--	--	--	--	--	--	--	--	--
10/11	Indianapolis	--	--	--	--	--	--	--	--	--	--
10/17	L.A. Chargers	--	--	--	--	--	--	--	--	--	--
10/24	Cincinnati	--	--	--	--	--	--	--	--	--	--
11/07	Minnesota	--	--	--	--	--	--	--	--	--	--
11/11	at Miami	--	--	--	--	--	--	--	--	--	--
11/21	at Chicago	--	--	--	--	--	--	--	--	--	--
11/28	Cleveland	--	--	--	--	--	--	--	--	--	--
12/05	at Pittsburgh	--	--	--	--	--	--	--	--	--	--
12/12	at Cleveland	--	--	--	--	--	--	--	--	--	--
12/19	Green Bay	--	--	--	--	--	--	--	--	--	--
12/26	at Cincinnati	--	--	--	--	--	--	--	--	--	--
01/02	L.A. Rams	--	--	--	--	--	--	--	--	--	--
01/09	Pittsburgh	--	--	--	--	--	--	--	--	--	--
	RAVENS	0	1	1	0	0	0	0.0	0.0	-1	0-1
	OPPONENTS	2	0	2	2	0	13	100.0	100.0	+1	1-0

INSIDE THE 20

RAVENS																			
Date	Opponent	Pos	TD	PAT	2-Pt.	Miss PAT	FG	FGA	Blk/MFG	INT	Fum	Dwns	Drive Ends			TD%	Score Pct.	Pts/Poss	
													Half	Game	Pts				
09/13	at Las Vegas	2	2	2	0	0	0	0	0	0	0	0	0	0	0	14	100.0	100.0	7.0
09/19	Kansas City	--	--	--	--	--	--	--	--	--	--	--	--	--	--	--	--	--	--
09/26	at Detroit	--	--	--	--	--	--	--	--	--	--	--	--	--	--	--	--	--	--
10/03	at Denver	--	--	--	--	--	--	--	--	--	--	--	--	--	--	--	--	--	--
10/11	Indianapolis	--	--	--	--	--	--	--	--	--	--	--	--	--	--	--	--	--	--
10/17	L.A. Chargers	--	--	--	--	--	--	--	--	--	--	--	--	--	--	--	--	--	--
10/24	Cincinnati	--	--	--	--	--	--	--	--	--	--	--	--	--	--	--	--	--	--
11/07	Minnesota	--	--	--	--	--	--	--	--	--	--	--	--	--	--	--	--	--	--
11/11	at Miami	--	--	--	--	--	--	--	--	--	--	--	--	--	--	--	--	--	--
11/21	at Chicago	--	--	--	--	--	--	--	--	--	--	--	--	--	--	--	--	--	--
11/28	Cleveland	--	--	--	--	--	--	--	--	--	--	--	--	--	--	--	--	--	--
12/05	at Pittsburgh	--	--	--	--	--	--	--	--	--	--	--	--	--	--	--	--	--	--
12/12	at Cleveland	--	--	--	--	--	--	--	--	--	--	--	--	--	--	--	--	--	--
12/19	Green Bay	--	--	--	--	--	--	--	--	--	--	--	--	--	--	--	--	--	--
12/26	at Cincinnati	--	--	--	--	--	--	--	--	--	--	--	--	--	--	--	--	--	--
01/02	L.A. Rams	--	--	--	--	--	--	--	--	--	--	--	--	--	--	--	--	--	--
01/09	Pittsburgh	--	--	--	--	--	--	--	--	--	--	--	--	--	--	--	--	--	--
TOTALS		2	2	2	0	0	0	0	0	0	0	0	0	0	0	14	100.0	100.0	7.0

OPPONENT																			
Date	Opponent	Pos	TD	PAT	2-Pt.	Miss PAT	FG	FGA	Blk/MFG	INT	Fum	Dwns	Drive Ends			TD%	Score Pct.	Pts/Poss	
													Half	Game	Pts				
09/13	at Las Vegas	6	3	3	0	0	1	1	0	1	0	1	0	0	24	50.0	66.7	4.0	
09/19	Kansas City	--	--	--	--	--	--	--	--	--	--	--	--	--	--	--	--	--	--
09/26	at Detroit	--	--	--	--	--	--	--	--	--	--	--	--	--	--	--	--	--	--
10/03	at Denver	--	--	--	--	--	--	--	--	--	--	--	--	--	--	--	--	--	--
10/11	Indianapolis	--	--	--	--	--	--	--	--	--	--	--	--	--	--	--	--	--	--
10/17	L.A. Chargers	--	--	--	--	--	--	--	--	--	--	--	--	--	--	--	--	--	--
10/24	Cincinnati	--	--	--	--	--	--	--	--	--	--	--	--	--	--	--	--	--	--
11/07	Minnesota	--	--	--	--	--	--	--	--	--	--	--	--	--	--	--	--	--	--
11/11	at Miami	--	--	--	--	--	--	--	--	--	--	--	--	--	--	--	--	--	--
11/21	at Chicago	--	--	--	--	--	--	--	--	--	--	--	--	--	--	--	--	--	--
11/28	Cleveland	--	--	--	--	--	--	--	--	--	--	--	--	--	--	--	--	--	--
12/05	at Pittsburgh	--	--	--	--	--	--	--	--	--	--	--	--	--	--	--	--	--	--
12/12	at Cleveland	--	--	--	--	--	--	--	--	--	--	--	--	--	--	--	--	--	--
12/19	Green Bay	--	--	--	--	--	--	--	--	--	--	--	--	--	--	--	--	--	--
12/26	at Cincinnati	--	--	--	--	--	--	--	--	--	--	--	--	--	--	--	--	--	--
01/02	L.A. Rams	--	--	--	--	--	--	--	--	--	--	--	--	--	--	--	--	--	--
01/09	Pittsburgh	--	--	--	--	--	--	--	--	--	--	--	--	--	--	--	--	--	--
TOTALS		6	3	3	0	0	1	1	0	1	0	1	0	0	24	50.0	66.7	4.0	

FIRST DOWNS GAINED

2021 : REGULAR SEASON

(AS OF SEP 14, 2021, 5:56 PM EDT)

PLAYER	RUSH	REC.	TOTAL	3RD DOWN CONVERSION	4TH DOWN CONVERSION
Marquise Brown	1	4	5	2	0
Lamar Jackson	4	0	4	0	0
Sammy Watkins	0	4	4	1	0
Ty'Son Williams	2	1	3	0	1
Latavius Murray	1	0	1	0	0
Mark Andrews	0	1	1	0	0
Patrick Ricard	0	1	1	0	0
Team (by penalty)	--	--	1	--	--
2021 TOTALS	8	11	20	3	1



COMPLETIONS BY DISTANCE

2021 REGULAR SEASON									
Date	Opponent	Quarterback	Loss	0-9	10-19	20-29	30-39	40-49	50+
September 13, 2021	at Las Vegas	Jackson	--	10	5 (1)	3	--	1	--
September 19, 2021	Kansas City	--	--	--	--	--	--	--	--
September 26, 2021	at Detroit	--	--	--	--	--	--	--	--
October 3, 2021	at Denver	--	--	--	--	--	--	--	--
October 11, 2021	Indianapolis	--	--	--	--	--	--	--	--
October 17, 2021	L.A. Chargers	--	--	--	--	--	--	--	--
October 24, 2021	Cincinnati	--	--	--	--	--	--	--	--
November 7, 2021	Minnesota	--	--	--	--	--	--	--	--
November 11, 2021	at Miami	--	--	--	--	--	--	--	--
November 21, 2021	at Chicago	--	--	--	--	--	--	--	--
November 28, 2021	Cleveland	--	--	--	--	--	--	--	--
December 5, 2021	at Pittsburgh	--	--	--	--	--	--	--	--
December 12, 2021	at Cleveland	--	--	--	--	--	--	--	--
December 19, 2021	Green Bay	--	--	--	--	--	--	--	--
December 26, 2021	at Cincinnati	--	--	--	--	--	--	--	--
January 2, 2022	L.A. Rams	--	--	--	--	--	--	--	--
January 9, 2022	Pittsburgh	--	--	--	--	--	--	--	--
PLAYER TOTALS		Jackson	--	10	5 (1)	3	--	1	--
TEAM TOTALS			--	10	5 (1)	3	--	1	--

THE LAST TIME IT HAPPENED

BY RAVENS		BY OPPONENT
RUSHING		
* Never Has Happened *	300 YARDS RUSHING	* Never Has Happened *
204 YDs, Ray Rice @ Cleveland, 12/04/11	200 YARDS RUSHING	* Never Has Happened *
160 YDs, J.K. Dobbins @ Cincinnati, 01/03/21	100 YARDS RUSHING	133 YDs, Derrick Henry vs. Tennessee, 11/22/20
86 YDs, Lamar Jackson @ Las Vegas, 09/13/21	75+ YARD RUSHING	82 YDs, Nick Chubb @ Cleveland, 12/14/20
* Never Has Happened *	FIVE TOUCHDOWNS RUSHING	* Never Has Happened *
* Never Has Happened *	FOUR TOUCHDOWNS RUSHING	* Never Has Happened *
3 TDs, Mark Ingram II: (2, 19, 1) @ Kansas City, 09/22/19	THREE TOUCHDOWNS RUSHING	3 TDs, Nick Chubb: (14, 2, 88) vs. Cleveland, 09/29/19
2 TDs, J.K. Dobbins: (4, 72) @ Cincinnati, 01/03/21	TWO TOUCHDOWNS RUSHING	2 TDs, Josh Jacobs: (2, 15) @ Las Vegas, 09/13/21
Lamar Jackson: (5, 17)/Gus Edwards: (11, 19) @ Cleveland, 12/14/20	TWO PLAYERS WITH TWO TD RUSHING	* Never Has Happened *
404 YDs, Baltimore 38, Cincinnati 3 @ Cincinnati, 01/03/21	400 YARDS RUSHING (TEAM)	* Never Has Happened *
308 YDs, Baltimore 48, Detroit 3 vs. Detroit, 12/13/09	300 YARDS RUSHING (TEAM)	* Never Has Happened *
249 YDs, Baltimore 27, N.Y. Giants 13 vs. N.Y. Giants, 12/27/20	200 YARDS RUSHING (TEAM)	231 YDs, Chicago 27, Baltimore 24 vs. Chicago, 10/15/17
RECEIVING		
147 YDs/108 YDs, Marquise Brown/Mark Andrews @ Miami, 09/08/19	TWO 100-YARD RECEIVERS	114 YDs/104 YDs, Christian Kirk/Larry Fitzgerald vs. Arizona, 09/15/19
258 YDs, Qadry Ismail @ Pittsburgh, 12/12/99	200 YARDS RECEIVING	213 YDs, Antonio Brown @ Pittsburgh, 12/10/17
186 YDs, Steve Smith @ Oakland, 09/20/15	150 YARDS RECEIVING	167 YDs, Jarvis Landry @ Pittsburgh, 12/10/17
106 YDs, Willie Snead IV vs. Pittsburgh, 11/01/20	100 YARDS RECEIVING	105 YDs, Darren Waller @ Las Vegas, 09/13/21
* Never Has Happened *	FIVE TOUCHDOWN RECEPTIONS	* Never Has Happened *
4 TDs, Marcus Robinson: (13, 50, 25, 9) vs. Seattle, 11/23/03	FOUR TOUCHDOWN RECEPTIONS	* Never Has Happened *
3 TDs, Torrey Smith: (74, 41, 18) @ St. Louis, 09/25/11	THREE TOUCHDOWN RECEPTIONS	3 TDs, A.J. Green: (4, 32, 7) @ Cincinnati, 09/13/18
2 TDs, Marquise Brown: (18, 9) @ Cincinnati, 01/03/21	TWO TOUCHDOWN RECEPTIONS	2 TDs, Rex Burkhead: (7, 24) @ New England, 11/15/20
Willie Snead IV: (7, 7)/Marquise Brown: (6, 18) @ L.A. Rams, 11/25/19	TWO PLAYERS WITH TWO TD RECEPTIONS	Doug Baldwin: (14, 22, 16)/Tyler Lockett: (8, 49) vs. Seattle, 12/13/15
PASSING		
* Never Has Happened *	500 YARDS PASSING	506 YDs, Ben Roethlisberger @ Pittsburgh, 12/10/17
429 YDs, Vinny Testaverde vs. St. Louis, 10/27/96	400 YARDS PASSING	435 YDs, Derek Carr @ Las Vegas, 09/13/21
324 YDs, Lamar Jackson @ Miami, 09/08/19	300 YARDS PASSING	435 YDs, Derek Carr @ Las Vegas, 09/13/21
* Never Has Happened *	SEVEN TOUCHDOWN PASSES	7 TDs, Peyton Manning: (24, 23, 28, 5, 2, 26, 78) @ Denver, 09/05/13
* Never Has Happened *	SIX TOUCHDOWN PASSES	6 TDs, Ben Roethlisberger: (5, 19, 47, 54, 18, 33) @ Pittsburgh, 11/02/14
5 TDs, Lamar Jackson: (5, 1, 24, 33, 10) vs. N.Y. Jets, 12/12/19	FIVE TOUCHDOWN PASSES	5 TDs, Russell Wilson: (8, 14, 22, 49, 16) vs. Seattle, 12/13/15
5 TDs, Lamar Jackson: (5, 1, 24, 33, 10) vs. N.Y. Jets, 12/12/19	FOUR TOUCHDOWN PASSES	4 TDs, Patrick Mahomes: (5, 20, 49, 2) vs. Kansas City, 09/28/20
3 TDs, Lamar Jackson: (43, 18, 9) @ Cincinnati, 01/03/21	THREE TOUCHDOWN PASSES	4 TDs, Patrick Mahomes: (5, 20, 49, 2) vs. Kansas City, 09/28/20
56 ATT., Joe Flacco @ Cleveland, 10/07/18	50+ PASS ATTEMPTS	56 ATT., Derek Carr @ Las Vegas, 09/13/21

THE LAST TIME IT HAPPENED

43 ATT., Lamar Jackson @ Kansas City, 09/22/19	40+ PASS ATTEMPTS	56 ATT., Derek Carr @ Las Vegas, 09/13/21
5 INTs, Joe Flacco @ Buffalo, 09/29/13	FOUR INTERCEPTIONS THROWN	4 INTs, Andy Dalton @ Cincinnati, 09/10/17
3 INTs, Lamar Jackson @ Pittsburgh, 10/06/19	THREE INTERCEPTIONS THROWN	3 INTs, Baker Mayfield vs. Cleveland, 12/30/18
2 INTs, Lamar Jackson vs. Pittsburgh, 11/01/20	TWO INTERCEPTIONS THROWN	2 INTs, Brandon Allen @ Cincinnati, 01/03/21

BY RAVENS	COMBINED YARDS		BY OPPONENT
107 YDs/324 YDs, Mark Ingram II/Lamar Jackson @ Miami, 09/08/19	100-YARD RUSHER AND 300-YARD PASSER	165 YDs/342 YDs, Nick Chubb/Baker Mayfield vs. Cleveland, 09/29/19	
147/108 YDs/324 YDs, Marquise Brown/Mark Andrews/Lamar Jackson @ Miami, 09/08/19	100-YARD RECEIVER AND 300-YARD PASSER	105 YDs/435 YDs, Darren Waller/Derek Carr @ Las Vegas, 09/13/21	
113 YDs/106 YDs, J.K. Dobbins/Willie Snead IV vs. Pittsburgh, 11/01/20	100-YARD RUSHER AND 100-YARD RECEIVER	133 YDs/113 YDs, Derrick Henry/Corey Davis vs. Tennessee, 11/22/20	
107 YDs/324 YDs/108 YDs, Mark Ingram II/Lamar Jackson Mark Andrews vs. Cincinnati, 09/27/98	100-YARD RUSHER, 300-YARD PASSER, 100-YARD RECEIVER	165 YDs/342 YDs/167 YDs, Nick Chubb/Baker Mayfield Jarvis Landry @ Jacksonville, 09/20/98	

BY RAVENS	DEFENSE		BY OPPONENT
89 YDs, Marcus Peters: (3:55) 5-R.Finley pass short right intended for 12-A.Erickson INTERCEPTED by 24-M.Peters at BLT 11. 24-M.Peters for 89 yards, TOUCHDOWN. @ Cincinnati, 11/10/19	INTERCEPTED PASS RETURNED FOR A TOUCHDOWN	14 YDs, Joe Haden: (7:04) (Shotgun) 3-R.Griffin pass short right intended for 11-J.Proche INTERCEPTED by 23-J.Haden [90-T.Watt] at BLT 14. 23-J.Haden for 14 yards, TOUCHDOWN. @ Pittsburgh, 12/02/20	
65 YDs, Chuck Clark: (1:28) (Shotgun) 28-J.Taylor right end to BLT 36 for 9 yards (40-M.Harrison, 24-M.Peters). FUMBLES (24-M.Peters), RECOVERED by BLT-36-C.Clark at BLT 35. 36-C.Clark for 65 yards, TOUCHDOWN. @ Indianapolis, 11/08/20	FUMBLE RETURNED FOR A TOUCHDOWN	0 YDs, J.J. Arcega-Whiteside: (7:33) 26-M.Sanders left guard to BLT 7 for 74 yards (32-D.Elliott). FUMBLES (32-D.Elliott), recovered by PHI-19-J.Arcega-Whiteside at BLT -1. TOUCHDOWN. @ Philadelphia, 10/18/20	
Matthew Judon: (11:01) 15-G.Minshew II sacked in End Zone for -3 yards, SAFETY (99-M.Judon). vs. Jacksonville, 12/20/20	SAFETY SCORED	Malcom Brown: (10:53) 30-K.Dixon right tackle tackled in End Zone for -1 yards, SAFETY (90-M.Brown, 23-P.Chung). @ New England, 12/12/16	
Baltimore 21, Tennessee 0 @ Tennessee, 10/14/18	SHUTOUT	Tampa Bay 25, Baltimore 0 vs. Tampa Bay, 09/15/02	
4.0 SK, Peter Boulware vs. Minnesota, 01/07/02	FOUR SACK GAME	4.0 SK, Antwan Barnes @ San Diego, 12/18/11	
3.0 SK, Calais Campbell @ Philadelphia, 10/18/20	THREE SACK GAME	3.0 SK, Vincent Rey vs. Cincinnati, 11/10/13	
2.0 SK, Chris Board vs. N.Y. Giants, 12/27/20	TWO SACK GAME	2.0 SK, Maxx Crosby @ Las Vegas, 09/13/21	
89t YDs, Marcus Peters @ Cincinnati, 11/10/19	70+ YARD INTERCEPTION RETURN	89t YDs, Darqueze Dennard vs. Cincinnati, 12/31/17	
2 INTs, Jimmy Smith vs. Cleveland, 12/30/18	TWO INTERCEPTIONS	2 INTs, Kendall Fuller @ Washington, 10/04/20	
* Never Has Happened *	THREE INTERCEPTIONS	3 INTs, Anthony Henry vs. Cleveland, 11/18/01	
* Never Has Happened *	FOUR INTERCEPTIONS	* Never Has Happened *	
90 YDs, Pittsburgh 19, Baltimore 14 @ Pittsburgh, 12/02/20	LESS THAN 100 NET PASSING YARDS	48 YDs, Baltimore 38, Cincinnati 3 @ Cincinnati, 01/03/21	
131 YDs, Baltimore 26, Atlanta 16 @ Atlanta, 12/02/18	LESS THAN 150 YARDS NET OFFENSE	146 YDs, Jacksonville 12, Baltimore 7 @ Jacksonville, 10/24/11	
195 YDs, Baltimore 38, Cincinnati 3 @ Cincinnati, 01/03/21	LESS THAN 200 YARDS NET OFFENSE	186 YDs, Jacksonville 44, Baltimore 7 @ Jacksonville, 09/24/17	
195 YDs, Baltimore 38, Cincinnati 3 @ Cincinnati, 01/03/21	LESS THAN 300 YARDS NET OFFENSE	219 YDs, Pittsburgh 19, Baltimore 14 @ Pittsburgh, 12/02/20	
3 TO, Baltimore 27, Cincinnati 3 vs. Cincinnati, 10/11/20	FORCED THREE+ TURNOVERS	4 TO, Pittsburgh 28, Baltimore 24 vs. Pittsburgh, 11/01/20	

BY RAVENS	SPECIAL TEAMS		BY OPPONENT
-----------	---------------	--	-------------

THE LAST TIME IT HAPPENED

93 YDs, Devin Duvernay: 7-H.Butker kicks 58 yards from KC 35 to BLT 7. 13-D.Duvernay for 93 yards, TOUCHDOWN. vs. Kansas City, 09/28/20	KICKOFF RETURNED FOR A TOUCHDOWN	92 YDs, Brandon Wilson: 9-J.Tucker kicks 57 yards from BLT 35 to CIN 8. 40-B.Wilson for 92 yards, TOUCHDOWN. vs. Cincinnati, 10/13/19
70 YDs, Cyrus Jones: (13:01) (Punt formation) 5-J.Townsend punts 52 yards to BLT 30, Center-47-T.Sieg. 27-C.Jones for 70 yards, TOUCHDOWN. vs. Oakland, 11/25/18	PUNT RETURNED FOR A TOUCHDOWN	85 YDs, Jamison Crowder: (5:11) (Punt formation) 4-S.Koch punts 45 yards to WAS 15, Center-46-M.Cox. 80-J.Crowder for 85 yards, TOUCHDOWN. vs. Washington, 10/09/16
Brent Urban: (:03) 6-T.Coons 51 yard field goal is BLOCKED (96-B.Urban), Center-47-C.Hughlett, Holder-8-A.Lee, RECOVERED by BLT-33-W.Hill at BLT 36. 33-W.Hill for 64 yards, TOUCHDOWN. @ Cleveland, 11/30/15	BLOCKED FIELD GOAL RETURNED FOR A TOUCHDOWN	* Never Has Happened *
Javorius Allen: (13:44) (Punt formation) 4-J.Berry punt is BLOCKED by 37-J.Allen, Center-60-G.Warren, RECOVERED by BLT-10-C.Moore at PIT 14. 10-C.Moore for 14 yards, TOUCHDOWN. vs. Pittsburgh, 11/06/16	BLOCKED PUNT RETURNED FOR A TOUCHDOWN	Tarell Basham: (12:13) (Punt formation) 4-S.Koch punt is BLOCKED by 93-T.Basham, Center-46-M.Cox, RECOVERED by NYJ-49-B.Bello at BLT 14. 49-B.Bello for 14 yards, TOUCHDOWN. vs. N.Y. Jets, 12/12/19
55 YDs, Justin Tucker: (:07) 9-J.Tucker 55 yard field goal is GOOD, Center-46-M.Cox, Holder-4-S.Koch. @ Cleveland, 12/14/20	MADE FIELD GOAL OF 50 YARDS OR LONGER	55 YDs, Daniel Carlson: (:07) 2-D.Carlson 55 yard field goal is GOOD, Center-47-T.Sieg, Holder-6-A.Cole. @ Las Vegas, 09/13/21
48 YDs, Justin Tucker: (:05) (Field Goal formation) 9-J.Tucker 48 yard field goal is BLOCKED (21-D.Ward), Center-46-M.Cox, Holder-4-S.Koch, recovered by BLT-46-M.Cox at CLV 7. @ Cleveland, 10/07/18	BLOCKED FIELD GOAL	49 YDs, Sam Ficken: (5:13) (Field Goal formation) 9-S.Ficken 49 yard field goal is BLOCKED (42-P.Ricard), Center-42-T.Hennessy, Holder-4-L.Edwards. vs. N.Y. Jets, 12/12/19
Sam Koch: (12:13) (Punt formation) 4-S.Koch punt is BLOCKED by 93-T.Basham, Center-46-M.Cox, RECOVERED by NYJ-49-B.Bello at BLT 14. 49-B.Bello for 14 yards, TOUCHDOWN. vs. N.Y. Jets, 12/12/19	BLOCKED PUNT	Jordan Berry: (13:44) (Punt formation) 4-J.Berry punt is BLOCKED by 37-J.Allen, Center-60-G.Warren, RECOVERED by BLT-10-C.Moore at PIT 14. 10-C.Moore for 14 yards, TOUCHDOWN. vs. Pittsburgh, 11/06/16
Justin Tucker: 9-J.Tucker extra point is No Good, Wide Left, Center-46-M.Cox, Holder-4-S.Koch. vs. N.Y. Jets, 12/12/19	MISSED POINT AFTER TOUCHDOWN ATTEMPT	Cody Parkey: 2-C.Parkey extra point is No Good, Wide Right, Center-47-C.Hughlett, Holder-7-J.Gillan. @ Cleveland, 12/14/20
Patrick Murray: 2-P.Murray extra point is Blocked (93-L.Guy), Center-47-C.Hughlett, Holder-4-B.Colquitt. DEFENSIVE TWO-POINT ATTEMPT. 36-T.Young recovered the blocked kick. ATTEMPT SUCCEEDS. @ Cleveland, 09/18/16	POINT AFTER TOUCHDOWN ATTEMPT BLOCKED	Justin Tucker: 9-J.Tucker extra point is Blocked (96-V.Taylor), Center-46-M.Cox, Holder-4-S.Koch. DEFENSIVE TWO-POINT ATTEMPT. 20-T.Thomas recovered the blocked kick. ATTEMPT FAILS. @ Cleveland, 12/14/20
10 YDs, Matt Stover: kicks outside 10 yards from BLT 30 to BLT 40. RECOVERED by BLT-E.Hartwell. vs. Green Bay, 10/14/01	SUCCESSFUL ONSIDE KICK	Johnathan Cyprien: 10-J.Scobee kicks outside 17 yards from JAX 35 to BLT 48. RECOVERED by JAX-37-J.Cyprien. vs. Jacksonville, 12/14/14
6 FG, Justin Tucker: (29, 24, 32, 49, 53, 61) @ Detroit, 12/16/13	SIX FIELD GOALS	6 FG, Kai Forbath: (52, 51, 43, 43, 34, 32) @ Minnesota, 10/22/17
5 FG, Justin Tucker: (48, 29, 48, 45, 39) vs. San Diego, 11/01/15	FIVE FIELD GOALS	6 FG, Kai Forbath: (52, 51, 43, 43, 34, 32) @ Minnesota, 10/22/17
4 FG, Justin Tucker: (32, 39, 47, 20) @ Houston, 09/20/20	FOUR FIELD GOALS	4 FG, Chris Boswell: (52, 43, 24, 46) @ Pittsburgh, 12/10/17
3 FG, Justin Tucker: (30, 27, 29) vs. Tennessee, 11/22/20	THREE FIELD GOALS	3 FG, Stephen Gostkowski: (40, 40, 22) vs. Tennessee, 11/22/20
61 YDs, Justin Tucker @ Detroit, 12/16/13	60+ YARD FIELD GOAL	* Never Has Happened *
73 yds, Sam Koch @ New Orleans, 11/24/14	70+ YARD PUNT	72 yds, Kevin Huber @ Cincinnati, 01/03/21

BY RAVENS

BY OPPONENT

TEAM/MISCELLANEOUS

525 YDs, Baltimore 525, Cincinnati 195 @ Cincinnati, 01/03/21	500 TOTAL YARDS OF OFFENSE	517 YDs, Kansas City 517, Baltimore 228 vs. Kansas City, 09/28/20
406 YDs, Las Vegas 491, Baltimore 406 @ Las Vegas, 09/13/21	400 TOTAL YARDS OF OFFENSE	491 YDs, Las Vegas 491, Baltimore 406 @ Las Vegas, 09/13/21

THE LAST TIME IT HAPPENED

ST: (11:20) (Shotgun) L.Jackson pass short right to M.Crabtree for 8 yards, TOUCHDOWN.ST: (8:16) L.Jackson left end for 5 yards, TOUCHDOWN.DEF: (6:11) (No Huddle, Shotgun) D.Carr sacked at OAK 33 for -5 yards (M.Judon). FUMBLES (M.Judon) [M.Judon], RECOVERED by BLT-T.Suggs at OAK 43. T.Suggs for 43 yards, TOUCHDOWN. Suggs' 3rd career touchdown.OFF: (13:01) (Punt formation) J.Townsend punts 52 yards to BLT 30, Center-T.Sieg. C.Jones for 70 yards, TOUCHDOWN. vs. Oakland, 11/25/18

* Never Has Happened *

TOUCHDOWN ON OFFENSE, DEFENSE AND SPECIAL TEAMS

J.K. Dobbins: TWO-POINT CONVERSION ATTEMPT. 27-J.Dobbins rushes left end. ATTEMPT SUCCEEDS. @ Cleveland, 12/14/20

MADE TWO-POINT CONVERSION

Baker Mayfield: TWO-POINT CONVERSION ATTEMPT. 6-B.Mayfield pass to 11-D.Peoples-Jones is complete. ATTEMPT SUCCEEDS. Pass Deflected off 27-K. Hunt @ Cleveland, 12/14/20

Lamar Jackson/Lamar Jackson/Lamar Jackson: (Pass formation) TWO-POINT CONVERSION ATTEMPT. 8-L.Jackson rushes left end. ATTEMPT FAILS.TWO-POINT CONVERSION ATTEMPT. 8-L.Jackson rushes left end. ATTEMPT FAILS.(Pass formation) TWO-POINT CONVERSION ATTEMPT. 8-L.Jackson pass to 86-N.Boyle is incomplete. ATTEMPT FAILS. @ Kansas City, 09/22/19

FAILED TWO-POINT CONVERSION

Jalen Hurts/Carson Wentz: (Run formation) TWO-POINT CONVERSION ATTEMPT. 2-J.Hurts rushes up the middle. ATTEMPT FAILS.TWO-POINT CONVERSION ATTEMPT. 11-C.Wentz rushes left end. ATTEMPT FAILS. @ Philadelphia, 10/18/20

Baltimore 59, Miami 10 @ Miami, 09/08/19

50 POINTS

* Never Has Happened *

Baltimore 40, Jacksonville 14 vs. Jacksonville, 12/20/20

40 POINTS

Baltimore 47, Cleveland 42 @ Cleveland, 12/14/20

Baltimore 26, Pittsburgh 23 @ Pittsburgh, 10/06/19

OVERTIME WIN

Las Vegas 33, Baltimore 27 @ Las Vegas, 09/13/21

Las Vegas 33, Baltimore 27 @ Las Vegas, 09/13/21

OVERTIME LOSS

Baltimore 26, Pittsburgh 23 @ Pittsburgh, 10/06/19

Baltimore 10, Philadelphia 10 vs. Philadelphia, 11/16/97

OVERTIME TIE

Baltimore 10, Philadelphia 10 vs. Philadelphia, 11/16/97

0 TO, Baltimore 47, Cleveland 42 @ Cleveland, 12/14/20

NO TURNOVERS

0 TO, Baltimore 27, N.Y. Giants 13 vs. N.Y. Giants, 12/27/20

40:31 TOP, Baltimore 38, Cincinnati 3 @ Cincinnati, 01/03/21

OVER 40:00 TIME OF POSSESSION (NON-OT)

40:03 TOP, Baltimore 31, Dallas 29 vs. Dallas, 10/14/12

Jacksonville 44, Baltimore 7 @ Jacksonville, 09/24/17

WON GAME BY 20+ POINTS

Baltimore 38, Cincinnati 3 @ Cincinnati, 01/03/21

TEAM RECORD WHEN...

RAVENS 2021 REGULAR SEASON RECORD WHEN...

CATEGORY	2021 SEASON W-L-T	ALL-TIME W-L-T	CATEGORY	2021 SEASON W-L-T	ALL-TIME W-L-T
OVERALL	0-1	225-175-1	IN SEPTEMBER	0-1	52-34
HOME	0-0	138-61-1	IN OCTOBER	0-0	42-52
RAVENS AT M&T BANK STADIUM	0-0	131-53	IN NOVEMBER	0-0	62-42-1
RAVENS ON THE ROAD	0-1	87-114	IN DECEMBER	0-0	63-42
RAVENS OUTDOORS	0-0	217-159-1	IN JANUARY	0-0	6-4
RAVENS INDOORS	0-1	7-16			
			ON SUNDAY NIGHT	0-0	15-13
RAVENS SCORE FIRST	0-1	155-59-1	ON THURSDAY NIGHT	0-0	8-5
OPPONENT SCORES FIRST	0-0	70-116	ON MONDAY NIGHT	0-1	14-13
RAVENS SCORE ON FIRST POSSESSION	0-0	98-48	ON SATURDAY	0-0	4-1
RAVENS SCORE 20 OR MORE POINTS	0-1	180-67			
RAVENS SCORE 19 OR LESS POINTS	0-0	45-108-1	DAY GAMES	0-0	185-143-1
RAVENS ALLOW 20 OR MORE	0-1	55-136	NIGHT GAMES	0-1	40-32
RAVENS ALLOW 19 OR LESS POINTS	0-0	170-39-1			
			VS. AFC NORTH OVERALL	0-0	67-47
RAVENS LEAD AFTER 1ST QUARTER	0-1	136-35-1	VS. AFC NORTH AT HOME	0-0	39-18
RAVENS TRAIL AFTER 1ST QUARTER	0-0	43-97	VS. AFC NORTH ON THE ROAD	0-0	28-29
SCORE TIED AFTER 1ST QUARTER	0-0	46-43			
RAVENS LEAD AT HALFTIME	0-1	176-35-1	VS. AFC	0-1	167-136
RAVENS TRAIL AT HALFTIME	0-0	35-124	VS. AFC EAST	0-0	27-21
SCORE TIED AT HALFTIME	0-0	14-16	VS. AFC SOUTH	0-0	22-18
RAVENS LEAD AFTER 3RD QUARTER	0-1	191-30-1	VS. AFC WEST	0-1	25-22
RAVENS TRAIL AFTER 3RD QUARTER	0-0	28-137			
SCORE TIED AFTER 3RD QUARTER	0-0	6-8	VS. NFC	0-0	58-39-1
GAME GOES TO OVERTIME	0-1	13-15-1	VS. NFC EAST	0-0	17-9-1
			VS. NFC SOUTH	0-0	12-8
RAVENS HAVE + TURNOVER RATIO	0-0	140-24	VS. NFC NORTH	0-0	8-8
RAVENS HAVE - TURNOVER RATIO	0-1	37-114-1	VS. NFC WEST	0-0	18-9
TURNOVER RATIO EVEN	0-0	48-37			
			RAVENS WEARING COLOR RUSH (ALL PURPLE)	0-0	5-0
RAVENS HAVE 30:00+TOP	0-1	162-61-1	RAVENS WEARING BLACK JERSEYS W/ WHITE PANTS	0-0	7-5
RAVENS HAVE LESS THAN 30:00 TOP	0-0	63-114	RAVENS WEARING BLACK JERSEYS W/ BLACK PANTS	0-0	16-5
			RAVENS WEARING BLACK JERSEYS W/ PURPLE PANTS	0-0	1-0
RAVENS HAVE 100-YARD RUSHER	0-0	82-27-1			
RAVENS HAVE 300 NET PASSING YARDS	0-0	21-21			
RAVENS HAVE 300-YARD PASSER	0-0	26-26			
RAVENS HAVE 1 100-YARD RECEIVER	0-0	47-36			
RAVENS HAVE 2 100-YARD RECEIVERS	0-0	2-2			
RAVENS SCORE A KR TD	0-0	5-5			
RAVENS SCORE A PR TD	0-0	12-3			

REPLAY CHALLENGES

RAVENS

Date	Opp.	Initial Ruling	Ruling Challenged	Ruling
------	------	----------------	-------------------	--------

TOTALS

OPPONENTS

Date	Opp.	Initial Ruling	Ruling Challenged	Ruling
------	------	----------------	-------------------	--------

TOTALS

REPLAY ASSISTANT

Last two minutes of the half and overtime and any touchdown scoring play or turnover

Date	Opp.	Initial Ruling	Ruling Challenged	Ruling
9/13	at LV	D. Carr pass deep right to B. Edwards for 33 yards, TOUCHDOWN.	Runner broke the plane	Reversed – runner did not break the plane

TOTALS 0-for-1 (0%)

HARBAUGH CAREER CHALLENGE TOTALS

REGULAR SEASON					POSTSEASON				
Year	No.	Reversed	Upheld	Pct.	Year	No.	Reversed	Upheld	Pct.
2008	7	3	4	42.8	2008	3	2	1	66.7
2009	11	6	5	54.5	2009	2	1	1	50.0
2010	9	1	8	11.1	2010	0	0	0	0.0
2011	12	8	4	66.7	2011	1	0	1	0.0
2012	6	3	3	50.0	2012	1	0	1	0.0
2013	12	7	5	58.3	2013	–	–	–	–
2014	8	1	7	12.5	2014	1	1	0	100.0
2015	8	3	5	37.5	2015	–	–	–	–
2016	5	2	3	40.0	2016	–	–	–	–
2017	9	5	4	55.6	2017	–	–	–	–
2018	6	3	3	50.0	2018	1	1	0	100.0
2019	6	0	6	0.0	2019	0	0	0	0.0
2020	6	3	3	50.0	2020	0	0	0	0.0
2021	–	–	–	–	2021	–	–	–	–
Total	105	45	60	42.8	Total	9	5	4	55.6



GAME 1: RAVENS 27, RAIDERS 33 (OT)

Baltimore (0-1) • Las Vegas (1-0)

Monday, September 13, 2021 • 8:15 PM EDT • Allegiant Stadium • Las Vegas

Indoors • Attendance: 61,756 • Time: 3:40



Baltimore Ravens	7	7	3	10	0	—	27
Las Vegas Raiders	0	10	0	17	6	—	33

SCORING DRIVES

TEAM	QTR	TIME	SCORING PLAY	BAL	LV
Ravens	1	01:47	T. Williams 35 yd. run (J. Tucker kick) (6-65, 2:59) (2-27, 0:53) (2-27, 0:53)	7	0
Ravens	2	08:52	M. Brown 10 yd. pass from L. Jackson (J. Tucker kick) (6-68, 2:38)	14	0
Raiders	2	04:14	J. Jacobs 2 yd. run (D. Carlson kick) (9-75, 4:38)	14	7
Raiders	2	00:00	D. Carlson 34 yd. Field Goal (9-48, 1:12)	14	10
Ravens	3	08:24	J. Tucker 40 yd. Field Goal (6-16, 2:24)	17	10
Raiders	4	09:18	J. Jacobs 15 yd. run (D. Carlson kick) (5-41, 2:36)	17	17
Ravens	4	06:04	L. Murray 8 yd. run (J. Tucker kick) (6-75, 3:14)	24	17
Raiders	4	03:44	D. Waller 10 yd. pass from D. Carr (D. Carlson kick) (9-75, 2:20)	24	24
Ravens	4	00:37	J. Tucker 47 yd. Field Goal (8-46, 3:07)	27	24
Raiders	4	00:02	D. Carlson 55 yd. Field Goal (5-38, 0:35)	27	27
Raiders	OT	03:38	Z. Jones 31 yd. pass from D. Carr	27	33

LAS VEGAS RAIDERS (HEAD COACH: JON GRUDEN)

OFFENSE			DEFENSE		
WR	11	H. Ruggs III	DE	98	M. Crosby
WR	89	B. Edwards	DT	77	Q. Jefferson
LT	74	K. Miller	DT	90	J. Hankins
LG	76	J. Simpson	DE	91	Y. Ngakoué
C	68	A. James	LB	52	D. Perryman
RG	71	D. Good	LB	42	C. Littleton
RT	70	A. Leatherwood	CB	39	N. Hobbs
TE	83	D. Waller	CB	27	T. Mullen Jr.
QB	4	D. Carr	CB	29	C. Hayward Jr.
RB	28	J. Jacobs	S	25	T. Moehrig
FB	45	A. Ingold	S	24	J. Abram

BALTIMORE RAVENS (HEAD COACH: JOHN HARBAUGH)

OFFENSE			DEFENSE		
WR	14	S. Watkins	DT	93	C. Campbell
WR	5	M. Brown	NT	98	B. Williams
LT	79	R. Stanley	DE	92	J. Madubuike
LG	74	T. Phillips	RUSH	50	J. Houston
C	77	B. Bozeman	MLB	6	P. Queen
RG	70	K. Zeiter	WLB	40	M. Harrison
RT	78	A. Villanueva	SAM	54	T. Bowser
TE	89	M. Andrews	LCB	44	M. Humphrey
QB	8	L. Jackson	SS	36	C. Clark
RB	34	T. Williams	FS	32	D. Elliott
WR	13	D. Duvernay	RCB	23	A. Averett

OFFICIALS: Referee: Shawn Smith (14), Umpire: Bryan Neale (92), Down Judge: Mark Hittner (28), Line Judge: Michael Dolce (123), Field Judge: Dyrrol Pringle (109), Side Judge: Dave Hawkshaw (107), Back Judge: Dino Paganelli (105), Replay Official: Mike Wimmer, Replay Assistant: Sebrina Brunson

BALTIMORE RAVENS

PASSING	ATT	CP	YDS	SK/YD	TD	LG	INT	RTG
Lamar Jackson	30	19	235	3/18	1	49	0	98.6
TOTAL	30	19	235	3/18	1	49	0	98.6

RUSHING	ATT	YDS	AVG	LG	TD
Lamar Jackson	12	86	7.2	28	0
Ty'Son Williams	9	65	7.2	35t	1
Latavius Murray	10	28	2.8	8t	1
Trenton Cannon	2	5	2.5	3	0
Marquise Brown	1	5	5.0	5	0
TOTAL	34	189	5.6	35T	2

RECEIVING	NO	YDS	AVG	LG	TD
Marquise Brown	6	69	11.5	29	1
Sammy Watkins	4	96	24.0	49	0
Ty'Son Williams	3	29	9.7	21	0
Mark Andrews	3	20	6.7	10	0
Patrick Ricard	2	15	7.5	9	0
Devin Duvernay	1	6	6.0	6	0
TOTAL	19	235	12.4	49	1

TOP DEFENSE	TOT	SOLO	AST	SCK	YDS	INT
Marlon Humphrey	9	6	3	0.0	0.0	0
Patrick Queen	9	6	3	1.0	13.0	0
Anthony Averett	7	6	1	0.0	0.0	1

FIELD GOALS	FGM/FGA	PERCENT	RESULTS
Justin Tucker	2-2	100.0	40G, 47G
TOTAL	2-2	100.0	

GAME HIGHLIGHTS

- WR Marquise Brown** recorded 6 receptions for 69 yards and 1 TD, adding 1 carry for 5 yards. With his 10-yard TD reception, Brown has 7 TD grabs in his last seven contests (since Week 12, 2020), marking the second-most TD receptions in the NFL over that span (Davante Adams – 8).
- QB Lamar Jackson** finished 19-of-30 for 235 passing yards and 1 TD, adding 12 rushes for 86 yards. With 235 passing yards, Jackson (7,320) passed Vinny Testaverde (7,148) for the third-most career passing yards in franchise history.
- In his Ravens' debut, **RB Latavius Murray** posted 10 carries for 28 yards, including an 8-yard TD run late in the fourth quarter. The score was set up by a 49-yard reception by **WR Sammy Watkins**, who finished his Ravens' debut with 4 receptions for a team-high 96 yards.
- LB Patrick Queen** helped guide Baltimore's defense with a team-high (tied, CB Marlon Humphrey) 9 tackles (6 solo) and 1 sack.
- With **CB Anthony Averett's** overtime INT, the first of his career, Baltimore has forced a turnover in 28 of its last 30 games. It marked the NFL's second goal-line INT in the overtime period since 2001 (when data became available).

LAS VEGAS RAIDERS

PASSING	ATT	CP	YDS	SK/YD	TD	LG	INT	RTG
Derek Carr	56	34	435	3/26	2	37	1	89.5
TOTAL	56	34	435	3/26	2	37	1	89.5

RUSHING	ATT	YDS	AVG	LG	TD
Josh Jacobs	10	34	3.4	15t	2
Marcus Mariota	1	31	31.0	31	0
Kenyan Drake	6	11	1.8	6	0
Derek Carr	4	6	1.5	4	0
TOTAL	21	82	3.9	31	2

RECEIVING	NO	YDS	AVG	LG	TD
Darren Waller	10	105	10.5	24	1
Hunter Renfrow	6	70	11.7	27	0
Kenyan Drake	5	59	11.8	21	0
Bryan Edwards	4	81	20.3	32	0
Alec Ingold	4	22	5.5	9	0
Henry Ruggs III	2	46	23.0	37	0
Zay Jones	2	46	23.0	31t	1
Josh Jacobs	1	6	6.0	6	0
TOTAL	34	435	12.8	37	2

TOP DEFENSE	TOT	SOLO	AST	SCK	YDS	INT
Cory Littleton	10	5	5	0.0	0.0	0
Denzel Perryman	10	5	5	0.0	0.0	0
Johnathan Abram	9	5	4	0.0	0.0	0

FIELD GOALS	FGM/FGA	PERCENT	RESULTS
Daniel Carlson	2-2	100.0	34G, 55G
TOTAL	2-2	100.0	

TEAM STATISTICS

	RAVENS	RAIDERS
First Downs	20	26
3rd-Down Eff. (Made/Att/Pct)	3/12/25%	7/15/47%
4th-Down Eff. (Made/Att/Pct)	1/2/50%	0/1/0%
Total Net Yards	406	491
Total Plays	67	80
Yards Per Play	6.1	6.1
Rushes/Net Yards	34/189	21/82
Net Passing	217	409
Pass Attempts/Completions	30/19	56/34
Had Intercepted	0	1
Sacked/Yards Lost	3/18	3/26
Punts/Average	4/44.8	6/52.7
Penalties/Yards	5/71	10/62
Fumbles/Lost	4/2	1/0
Possession Time	32:14	34:08